


# A Kawasaki robot for every application

## Kawasaki Robot Lineup Overview



Cat. No. LO2106 

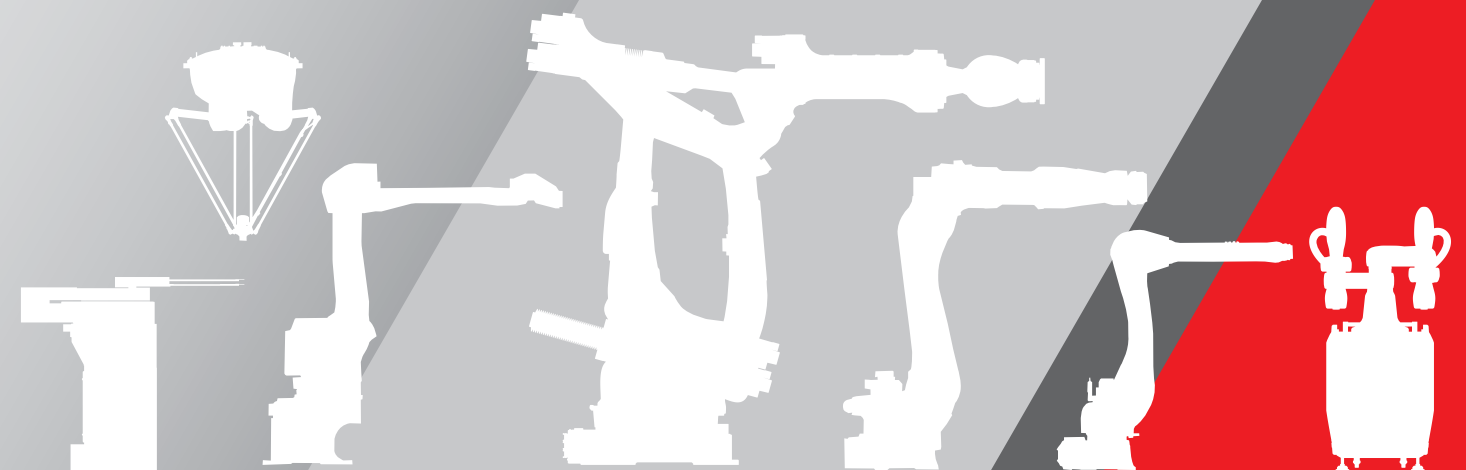
### Kawasaki Robotics (USA), Inc.

**United States**  
28140 Lakeview Drive  
Wixom, Michigan 48393  
Phone +1-248-446-4100

**Canada**  
Phone +1-905-304-7784


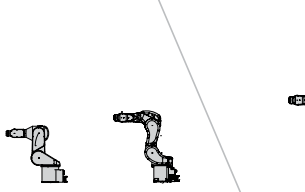
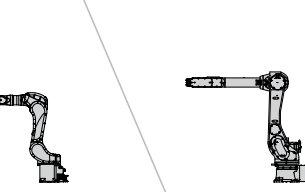
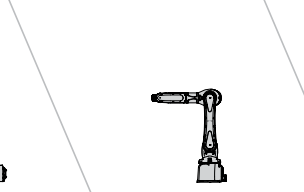
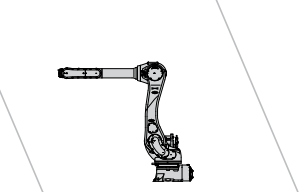
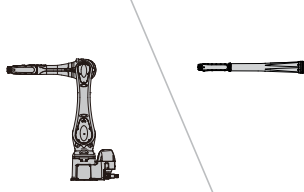
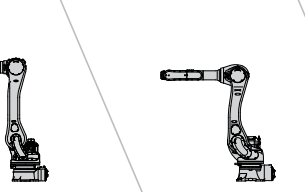
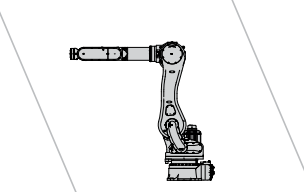

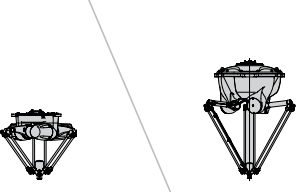

**Mexico & South America**  
Phone +52-442-291-1204

[KawasakiRobotics.com](http://KawasakiRobotics.com)




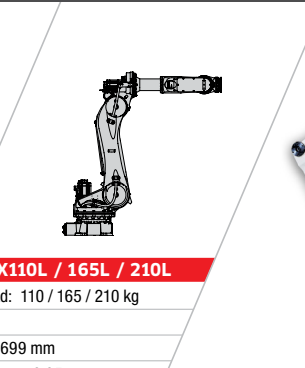

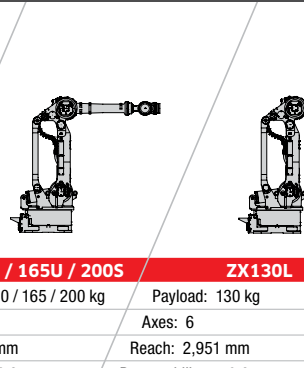
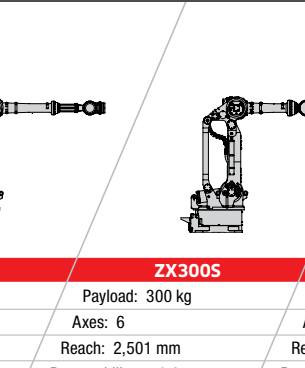
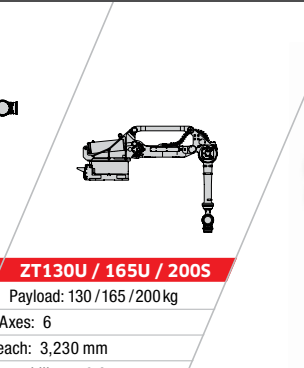

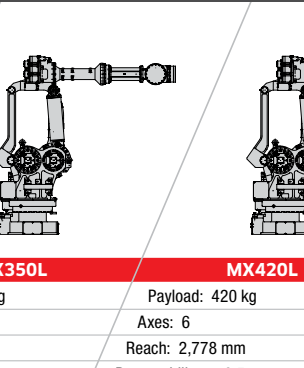
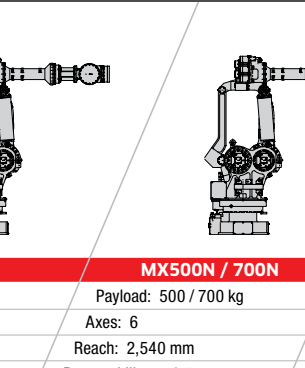
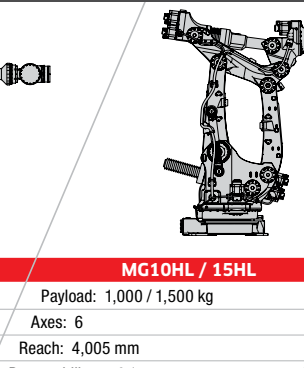

SMALL TO MEDIUM PAYLOAD ROBOTS - up to 80 kg R SERIES

PICK & PLACE ROBOTS Y SERIES

											
<b>RS003N / RS005N</b>		<b>RS005L / RC005L</b>	<b>RS006L</b>	<b>RS007N / 007L</b>	<b>RS010N / 010L</b>	<b>RS013N</b>	<b>RS015X</b>	<b>RS020N</b>	<b>RS030N / 050N / 080N</b>	<b>YF002N</b>	<b>YF003N</b>
Payload: 3 kg / 5 kg		Payload: 5 kg	Payload: 6 kg	Payload: 7 kg	Payload: 10 kg	Payload: 13 kg	Payload: 15 kg	Payload: 20 kg	Payload: 30 / 50 / 80 kg	Payload: 2 kg	Payload: 3 kg
Axes: 6		Axes: 6	Axes: 6	Axes: 6	Axes: 6	Axes: 6	Axes: 6	Axes: 6	Axes: 6	Axes: 4	Axes: 4
Reach: 620 mm / 705 mm		Reach: 903 mm	Reach: 1,650 mm	Reach: 730 / 930 mm	Reach: 1,450 / 1,925 mm	Reach: 1,460 mm	Reach: 3,150 mm	Reach: 1,725 mm	Reach: 2,100 mm	Reach: 600 mm	Reach: 1,300 mm
Repeatability: ±0.02 mm		Repeatability: ±0.03 mm	Repeatability: ±0.03 mm	Repeatability: ±0.02 / 0.03 mm	Repeatability: ±0.03 / 0.05 mm	Repeatability: ±0.03 mm	Repeatability: ±0.06 mm	Repeatability: ±0.04 mm	Repeatability: ±0.06 mm	Repeatability: ±0.04 mm	Repeatability: ±0.1 mm


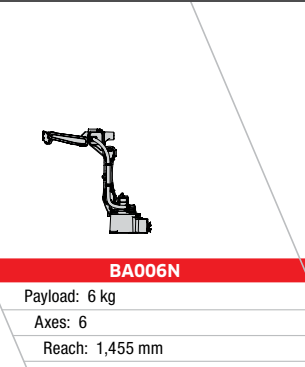
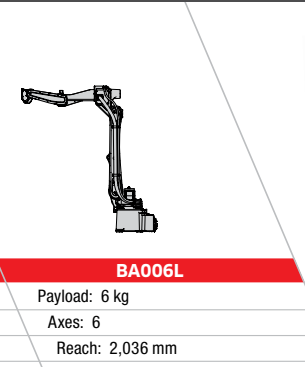

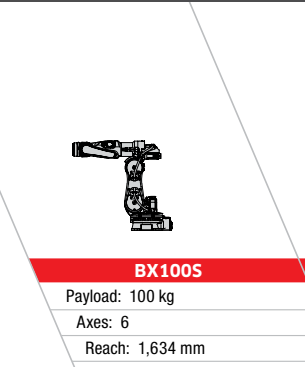
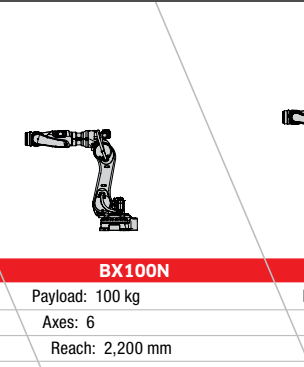
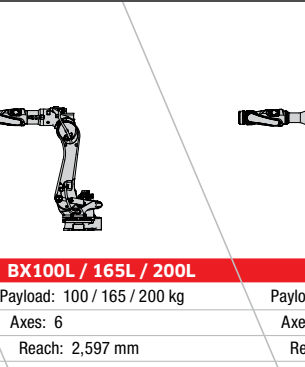
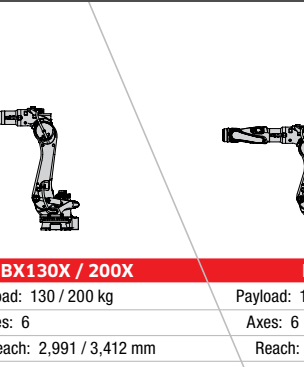
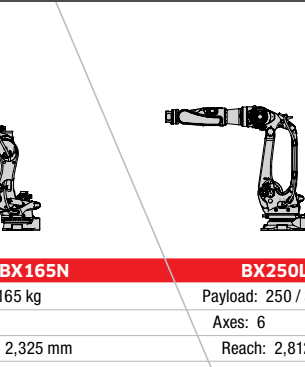
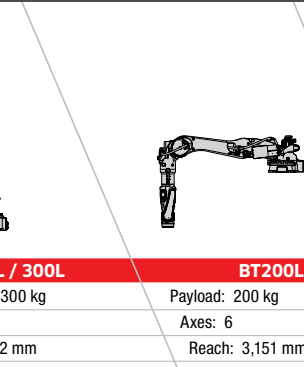

LARGE PAYLOAD ROBOTS - up to 300 kg CX SERIES & Z SERIES

EXTRA LARGE PAYLOAD ROBOTS - up to 1,500 kg M SERIES

											
<b>CX110L / 165L / 210L</b>		<b>ZX130U / 165U / 200S</b>	<b>ZX130L</b>	<b>ZX300S</b>	<b>ZT130U / 165U / 200S</b>	<b>MX350L</b>	<b>MX420L</b>	<b>MX500N / 700N</b>	<b>MG10HL / 15HL</b>	<b>MG10HL / 15HL</b>	<b>MG10HL / 15HL</b>
Payload: 110 / 165 / 210 kg		Payload: 130 / 165 / 200 kg	Payload: 130 kg	Payload: 300 kg	Payload: 130 / 165 / 200 kg	Payload: 350 kg	Payload: 420 kg	Payload: 500 / 700 kg	Payload: 1,000 / 1,500 kg	Payload: 1,000 / 1,500 kg	Payload: 1,000 / 1,500 kg
Axes: 6		Axes: 6	Axes: 6	Axes: 6	Axes: 6	Axes: 6	Axes: 6	Axes: 6	Axes: 6	Axes: 6	Axes: 6
Reach: 2,699 mm		Reach: 2,651 mm	Reach: 2,951 mm	Reach: 2,501 mm	Reach: 3,230 mm	Reach: 3,018 mm	Reach: 2,778 mm	Reach: 2,540 mm	Reach: 4,005 mm	Reach: 4,005 mm	Reach: 4,005 mm
Repeatability: ±0.05 mm		Repeatability: ±0.3 mm	Repeatability: ±0.3 mm	Repeatability: ±0.3 mm	Repeatability: ±0.3 mm	Repeatability: ±0.5 mm	Repeatability: ±0.5 mm	Repeatability: ±0.5 mm	Repeatability: ±0.1 mm	Repeatability: ±0.1 mm	Repeatability: ±0.1 mm

HOLLOW WRIST ARC WELDING ROBOTS

SPOT WELDING ROBOTS B SERIES


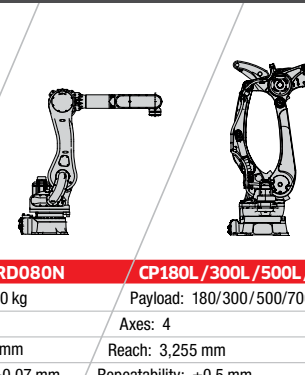
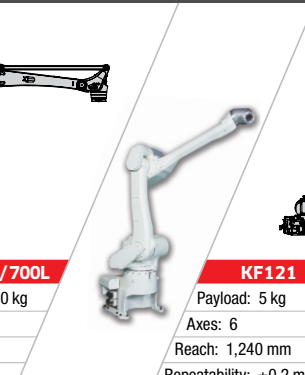
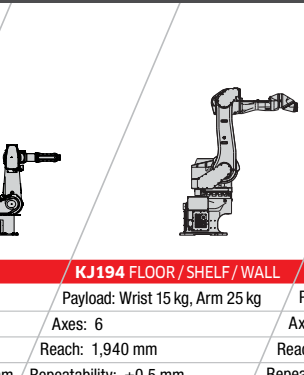
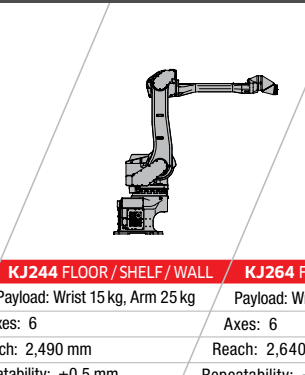
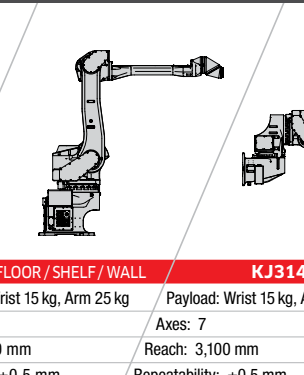
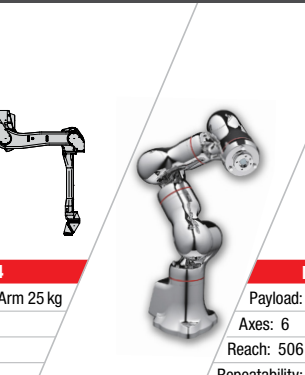
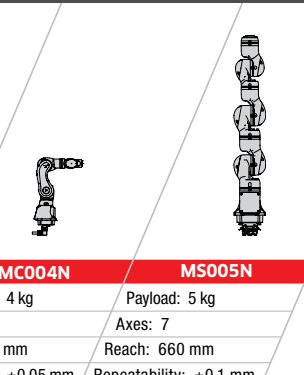

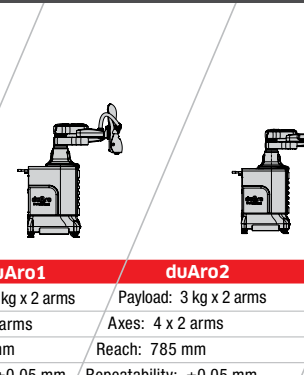

											
<b>BA006N</b>		<b>BA006L</b>	<b>BX100S</b>	<b>BX100N</b>	<b>BX100L / 165L / 200L</b>	<b>BX130X / 200X</b>	<b>BX165N</b>	<b>BX250L / 300L</b>	<b>BT200L</b>	<b>BT200L</b>	<b>BT200L</b>
Payload: 6 kg		Payload: 6 kg	Payload: 100 kg	Payload: 100 kg	Payload: 100 / 165 / 200 kg	Payload: 130 / 200 kg	Payload: 165 kg	Payload: 250 / 300 kg	Payload: 200 kg	Payload: 200 kg	Payload: 200 kg
Axes: 6		Axes: 6	Axes: 6	Axes: 6	Axes: 6	Axes: 6	Axes: 6	Axes: 6	Axes: 6	Axes: 6	Axes: 6
Reach: 1,455 mm		Reach: 2,036 mm	Reach: 1,634 mm	Reach: 2,200 mm	Reach: 2,597 mm	Reach: 2,991 / 3,412 mm	Reach: 2,325 mm	Reach: 2,812 mm	Reach: 3,151 mm	Reach: 3,151 mm	Reach: 3,151 mm
Repeatability: ±0.06 mm		Repeatability: ±0.08 mm	Repeatability: ±0.06 mm	Repeatability: ±0.06 mm	Repeatability: ±0.06 mm	Repeatability: ±0.06 / ±0.07 mm	Repeatability: ±0.06 mm	Repeatability: ±0.07 mm	Repeatability: ±0.08 mm	Repeatability: ±0.08 mm	Repeatability: ±0.08 mm

PALLETIZING ROBOTS - up to 700 kg

PAINTING ROBOTS - explosion-proof K SERIES

MEDICAL & PHARMACEUTICAL ROBOTS

DUAL-ARM SCARA ROBOT collaborative

											
<b>RD080N</b>		<b>CP180L / 300L / 500L / 700L</b>	<b>KF121</b>	<b>KJ194 FLOOR / SHELF / WALL</b>	<b>KJ244 FLOOR / SHELF / WALL</b>	<b>KJ264 FLOOR / SHELF / WALL</b>	<b>KJ314</b>	<b>MC004N</b>	<b>MS005N</b>	<b>duAro1</b>	<b>duAro2</b>
Payload: 80 kg		Payload: 180/300/500/700 kg	Payload: 5 kg	Payload: Wrist 15 kg, Arm 25 kg	Payload: Wrist 15 kg, Arm 25 kg	Payload: Wrist 15 kg, Arm 25 kg	Payload: Wrist 15 kg, Arm 25 kg	Payload: 4 kg	Payload: 5 kg	Payload: 2 kg x 2 arms	Payload: 3 kg x 2 arms
Axes: 5		Axes: 4	Axes: 6	Axes: 6	Axes: 6	Axes: 6	Axes: 7	Axes: 6	Axes: 7	Axes: 4 x 2 arms	Axes: 4 x 2 arms
Reach: 2,100 mm		Reach: 3,255 mm	Reach: 1,240 mm	Reach: 1,940 mm	Reach: 2,490 mm	Reach: 2,640 mm	Reach: 3,100 mm	Reach: 506 mm	Reach: 660 mm	Reach: 760 mm	Reach: 785 mm
Repeatability: ±0.07 mm		Repeatability: ±0.5 mm	Repeatability: ±0.2 mm	Repeatability: ±0.5 mm	Repeatability: ±0.5 mm	Repeatability: ±0.5 mm	Repeatability: ±0.5 mm	Repeatability: ±0.05 mm	Repeatability: ±0.1 mm	Repeatability: ±0.05 mm	Repeatability: ±0.05 mm