



# Standard Specifications

## BU015X-C

1st ed. 02-Sep-19  
2nd ed. 05-Mar-21

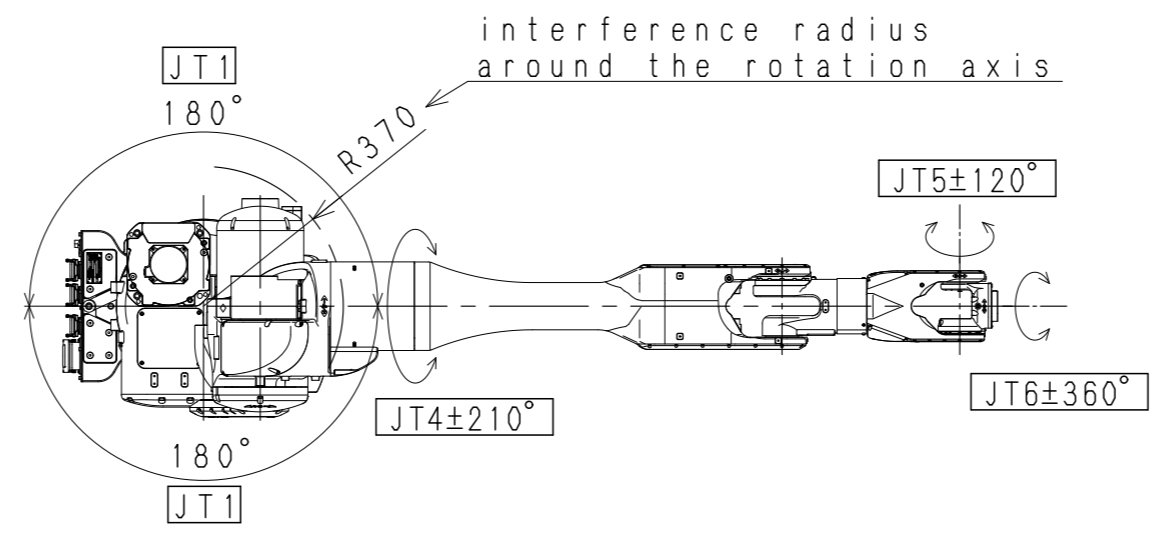
Kawasaki Heavy Industries, Ltd.  
Robot Business Division

Specification number : 90151-0312DEB

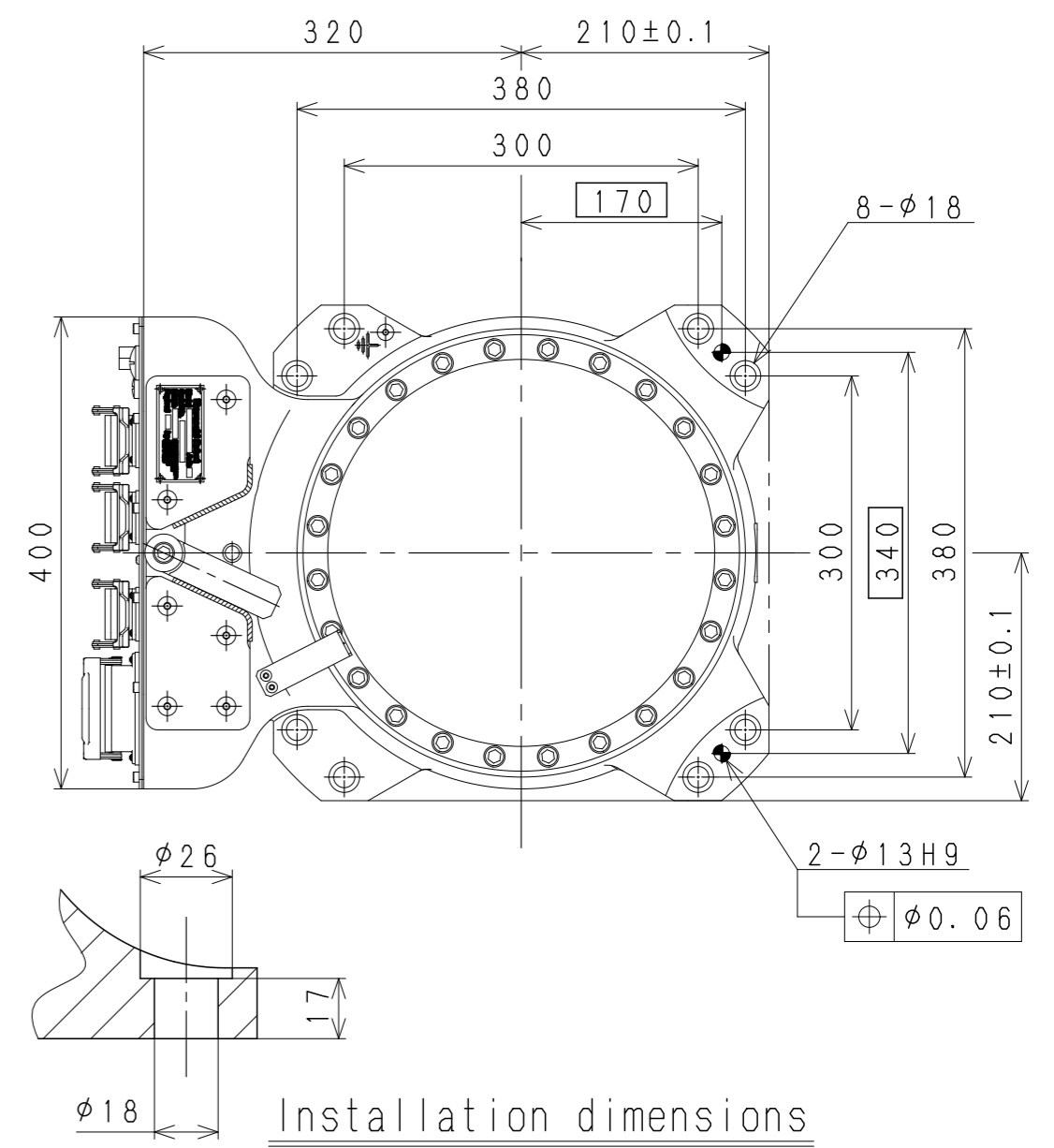
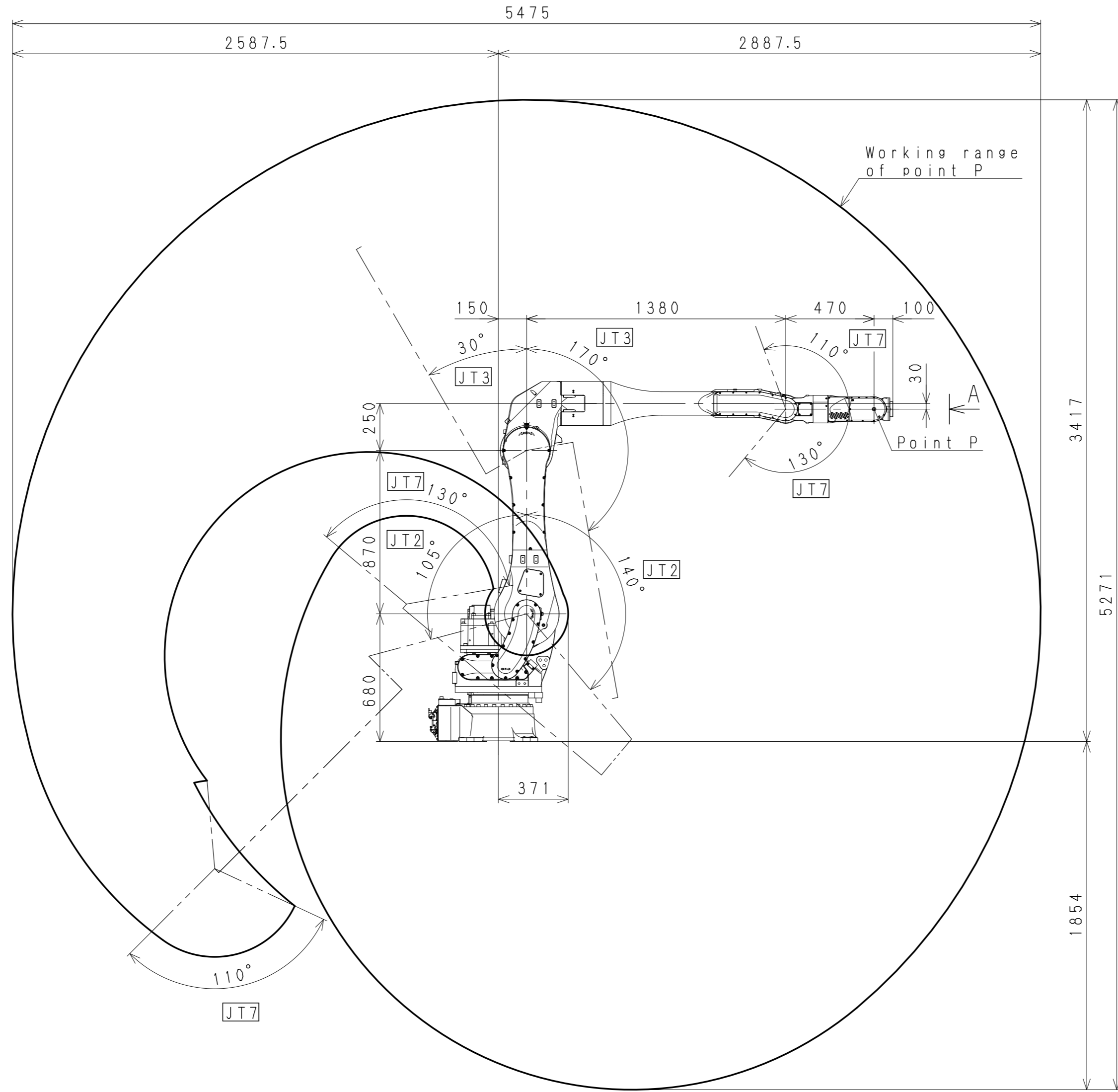
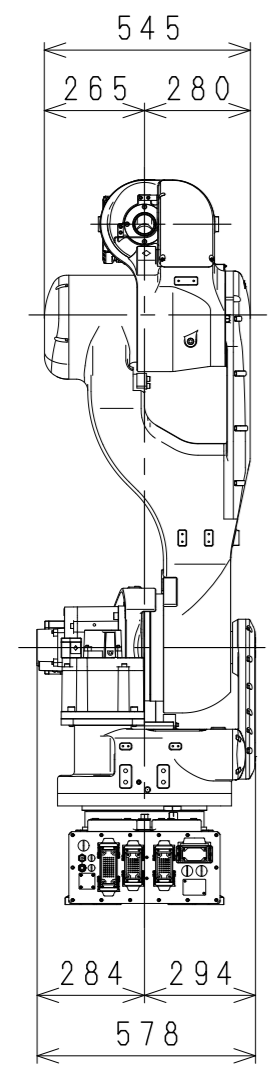
## Robot specifications

1. Model	BU015X-C																									
2. Type	Articulated robot																									
3. Degree of freedom	7 axes																									
4. Max. payload	15 kg																									
5. Max. reach	2,887.5 mm																									
6. Position repeatability	±0.06 mm (wrist flange surface) conforms to ISO 9283																									
7. Axis specification	<table border="1"> <thead> <tr> <th>Operating axis</th> <th>Motion range</th> <th>Max. speed</th> </tr> </thead> <tbody> <tr> <td>Arm rotation (JT1)</td> <td>±180°</td> <td>200°/s</td> </tr> <tr> <td>Arm out-in (JT2)</td> <td>+ 140° - - 105°</td> <td>200°/s</td> </tr> <tr> <td>Arm up-down (JT3)</td> <td>+ 30° - - 170°</td> <td>200°/s</td> </tr> <tr> <td>Wrist swivel (JT4)</td> <td>±210°</td> <td>290°/s</td> </tr> <tr> <td>Wrist bend1 (JT7)</td> <td>+ 110° - - 130°</td> <td>170°/s</td> </tr> <tr> <td>Wrist bend2 (JT5)</td> <td>±120°</td> <td>280°/s</td> </tr> <tr> <td>Wrist twist (JT6)</td> <td>±360°</td> <td>360°/s</td> </tr> </tbody> </table>		Operating axis	Motion range	Max. speed	Arm rotation (JT1)	±180°	200°/s	Arm out-in (JT2)	+ 140° - - 105°	200°/s	Arm up-down (JT3)	+ 30° - - 170°	200°/s	Wrist swivel (JT4)	±210°	290°/s	Wrist bend1 (JT7)	+ 110° - - 130°	170°/s	Wrist bend2 (JT5)	±120°	280°/s	Wrist twist (JT6)	±360°	360°/s
Operating axis	Motion range	Max. speed																								
Arm rotation (JT1)	±180°	200°/s																								
Arm out-in (JT2)	+ 140° - - 105°	200°/s																								
Arm up-down (JT3)	+ 30° - - 170°	200°/s																								
Wrist swivel (JT4)	±210°	290°/s																								
Wrist bend1 (JT7)	+ 110° - - 130°	170°/s																								
Wrist bend2 (JT5)	±120°	280°/s																								
Wrist twist (JT6)	±360°	360°/s																								
8. Load capacity of wrist	<table border="1"> <thead> <tr> <th></th> <th>Max. torque</th> <th>Moment of inertia*</th> </tr> </thead> <tbody> <tr> <td>JT5</td> <td>27.0 N·m</td> <td>0.70 kg·m<sup>2</sup></td> </tr> <tr> <td>JT6</td> <td>22.0 N·m</td> <td>0.25 kg·m<sup>2</sup></td> </tr> </tbody> </table> <p>Note * Each value in this table shows allowable moment of inertia of JT4/JT5/JT6 when max. allowed torque is applied to each axis. If more detailed data is required for your application, please contact Kawasaki.</p>			Max. torque	Moment of inertia*	JT5	27.0 N·m	0.70 kg·m <sup>2</sup>	JT6	22.0 N·m	0.25 kg·m <sup>2</sup>															
	Max. torque	Moment of inertia*																								
JT5	27.0 N·m	0.70 kg·m <sup>2</sup>																								
JT6	22.0 N·m	0.25 kg·m <sup>2</sup>																								
9. Mass	590 kg (without options)																									
10. Mounting	Floor mounting																									
11. Installation Environment	Ambient Temperature: 0 - 45 °C																									
	Relative Humidity: 35 - 85 % (with no dew condensation)																									
12. Color	Munsell 10GY9/1 equivalent																									
13. Options	Mechanical stopper	Adjustable stopper JT1																								
	Installation stand	300 mm / 600 mm height																								
	Base plate	750 mm × 750 mm																								
	Air cleaning	Filter, Regulator, Mistseparator																								
	Traverse unit																									
	Color																									

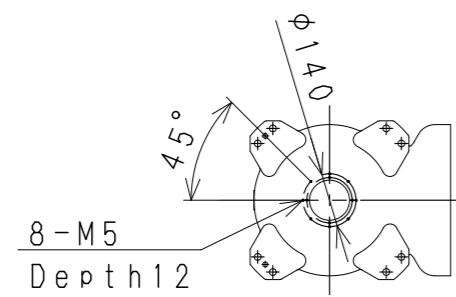
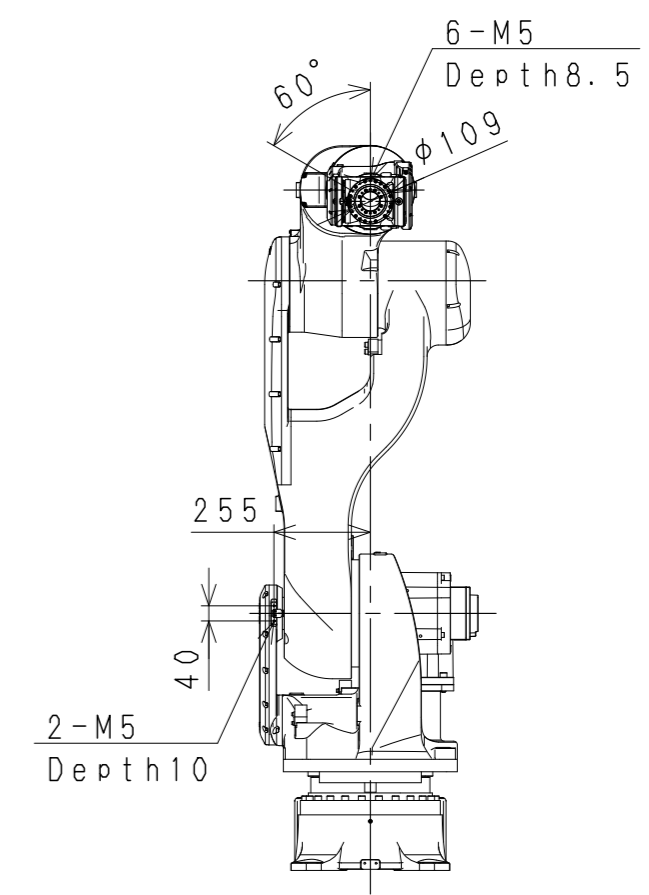
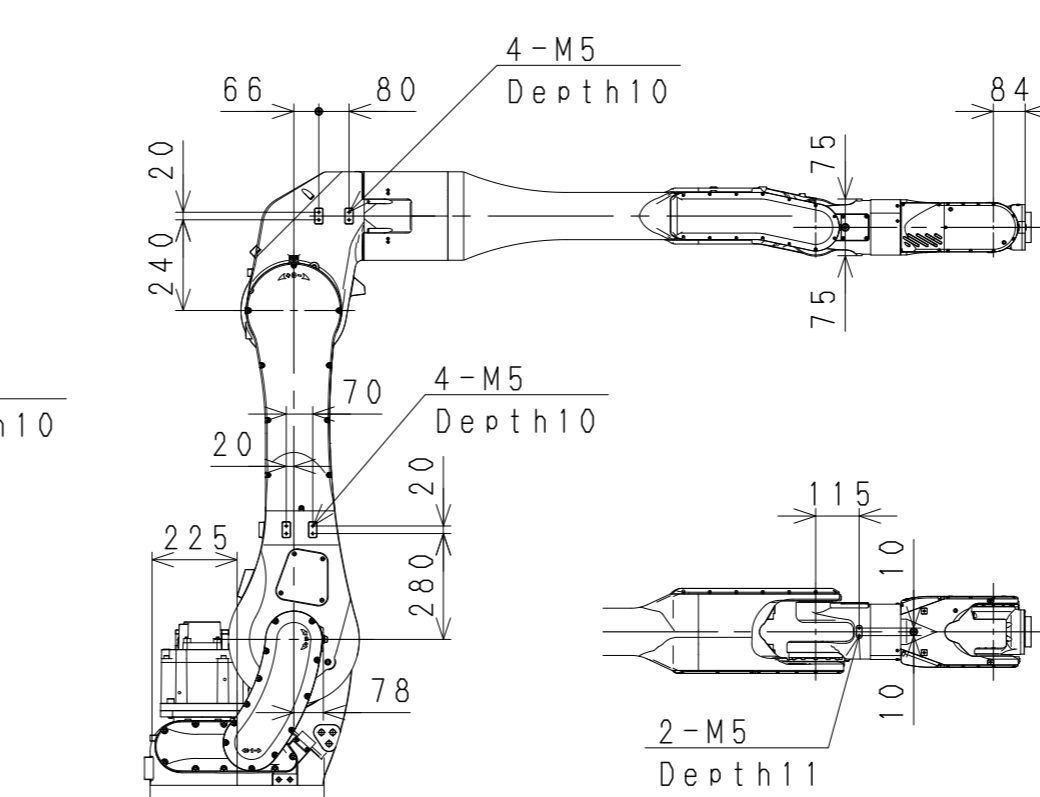
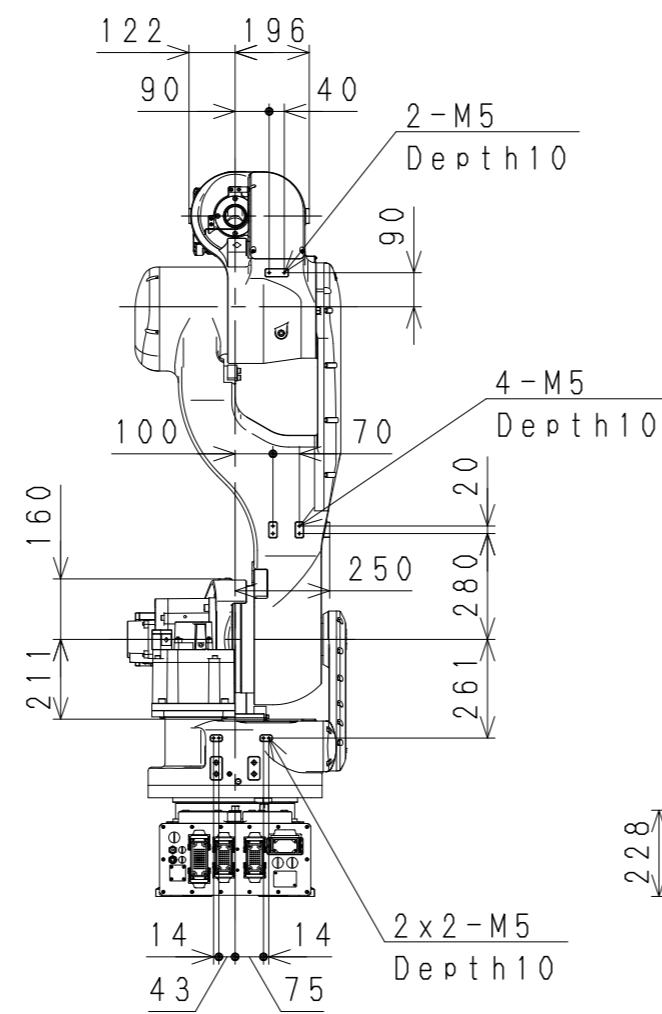
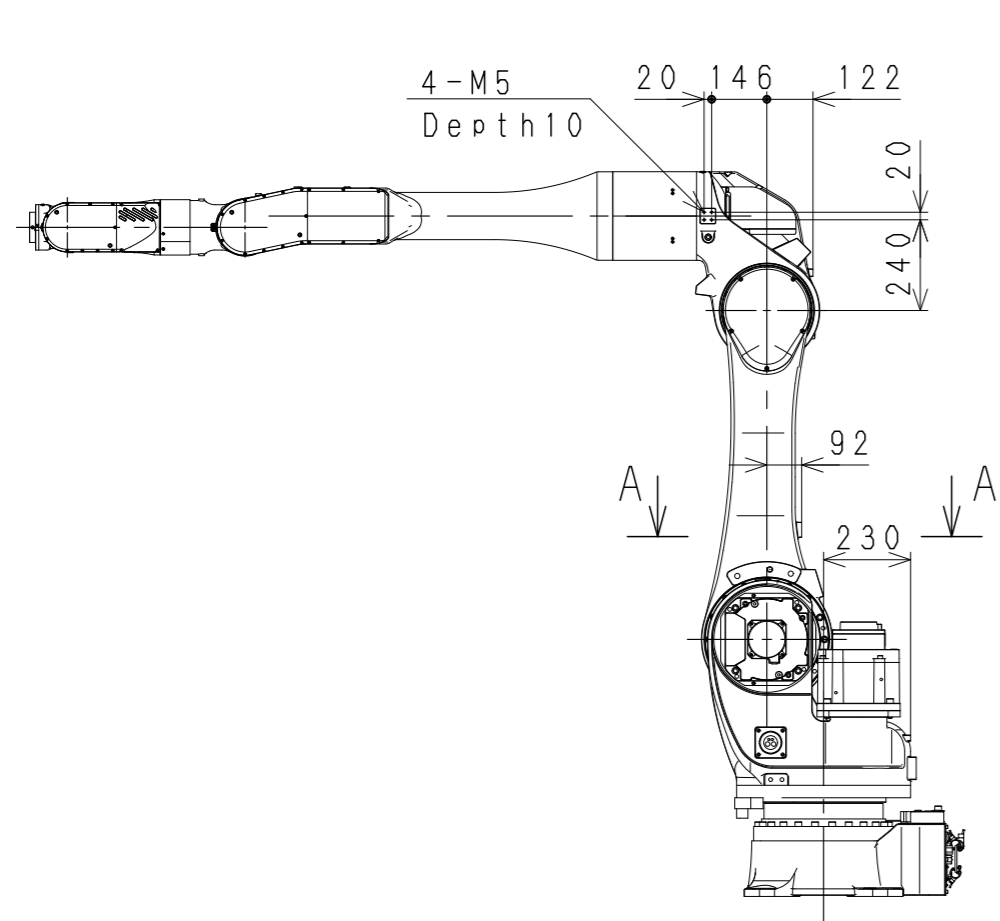
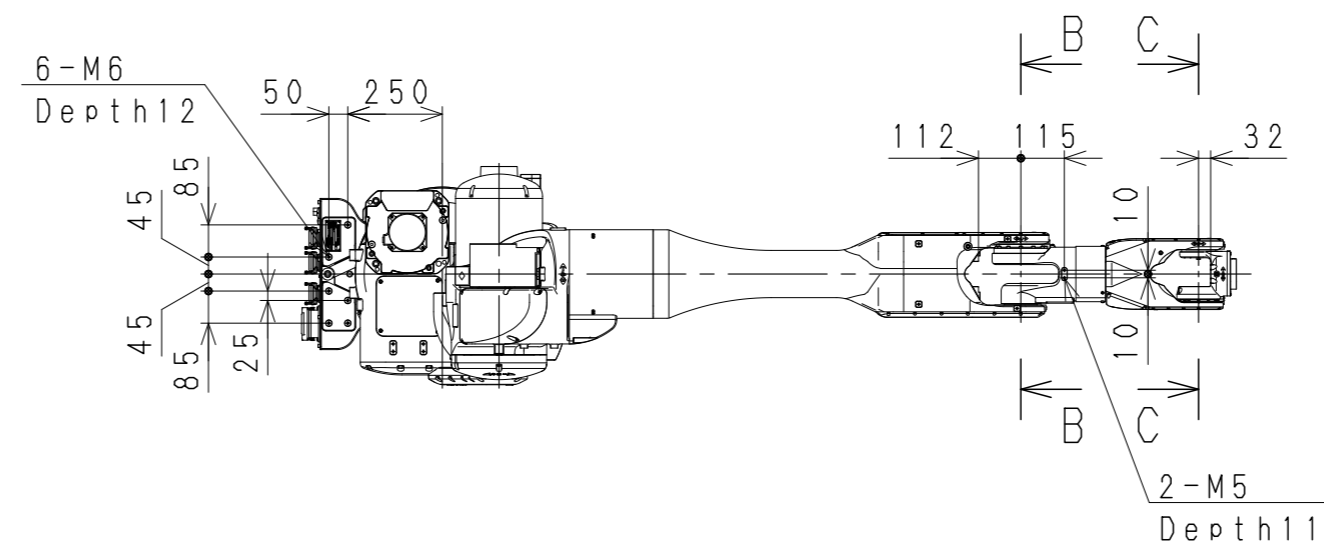
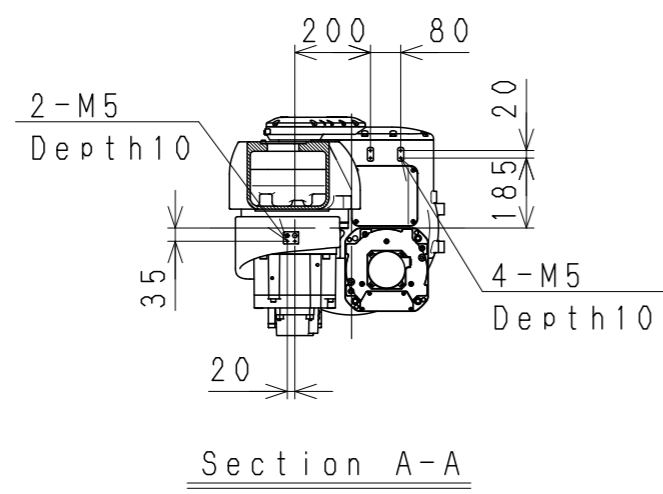
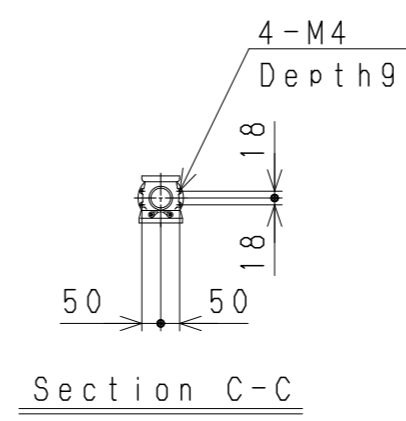
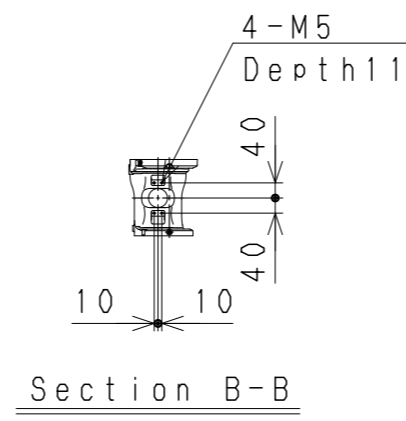
Consult Kawasaki about maintenance parts and spare parts.



View A



BU015X-C  
WORKING RANGE



BU015X-C  
Service Tapped Hole Positions