

## Kawasaki Heavy Industries, Ltd

### Robot Business Division

#### Tokyo Head Office/Robot Division

1-14-5, Kaigan, Minato-ku, Tokyo 105-8315, Japan  
Phone: +81-3-3435-2501 Fax: +81-3-3437-9880

#### Akashi Works/Robot Division

1-1, Kawasaki-cho, Akashi, Hyogo 673-8666, Japan  
Phone: +81-78-921-2946 Fax: +81-78-923-6548

#### Nishi-Kobe Works/Robot Division

234, Matsumoto, Hasetani-cho, Nishi-ku, Kobe, Hyogo 651-2239, Japan  
Phone: +81-78-915-8247 Fax: +81-78-915-8239

#### Kawasaki Robotics website

<https://kawasakirobotics.com/>



#### Kawasaki Robotics brand site XYZ

<https://robotics.kawasaki.com/ja1/xyz/en/>



#### Kawasaki Robostage (showroom)

<https://robotics.kawasaki.com/ja1/robostage/en.html>



### Global Network

#### Kawasaki Robotics (USA), Inc.

28140 Lakeview Drive, Wixom, MI 48393, U.S.A.  
Phone: +1-248-446-4100 Fax: +1-248-446-4200

#### Kawasaki Robotics (UK) Ltd.

Unit 4 Easter Court, Europa Boulevard, Westbrook  
Warrington Cheshire, WA5 7ZB, United Kingdom  
Phone: +44-1925-71-3000 Fax: +44-1925-71-3001

#### Kawasaki Robotics GmbH

Im Taubental 32, 41468 Neuss, Germany  
Phone: +49-2131-34260 Fax: +49-2131-3426-22

#### Kawasaki Robotics Korea, Ltd.

43, Namdong-daero 215beon-gil, Namdong-gu, Incheon,  
21633, Korea  
Phone: +82-32-821-6941 Fax: +82-32-821-6947

#### Kawasaki Robotics (Tianjin) Co., Ltd.

1-2/F, Building 6, No.19 Xinhuan Road, TEDA, China  
Phone: +86-22-5983-1888 Fax: +86-22-5983-1889

#### Taiwan Kawasaki Robot Center

3F, No.31, Ln.216, Gongyuan Rd., Hsinchu City  
30069, Taiwan(R.O.C)  
Phone: +886-3-562-0518

#### Kawasaki Motors Enterprise (Thailand) Co., Ltd.

(Rayong Robot Center)  
119/10 Moo 4 T.Pluaek Daeng, A.Pluaek Daeng, Rayong 21140  
Thailand  
Phone: +66-38-955-040-58 Fax: +66-38-955-145

#### Singapore Kawasaki Robot Center

100G Pasir Panjang Road #06-10  
Singapore 118523  
Phone: +65-6513-3145

#### Kawasaki Robotics India Pvt. Ltd.

Plot No. 136, Sector-37, Pace City 1,  
Gurgaon, 122101 Haryana, India  
Phone: +91-124-437-1845

# Kawasaki Robot Sealing Robots

Small-to-medium robots  
up to 80kg payload

Large robots  
up to 300kg payload

Extra large robots  
up to 1,500kg payload

Dual-arm Collaborative robots

Explosion-proof painting robots

Sealing robots

Arc welding robots

Palletizing robots

Medical & pharmaceutical robots

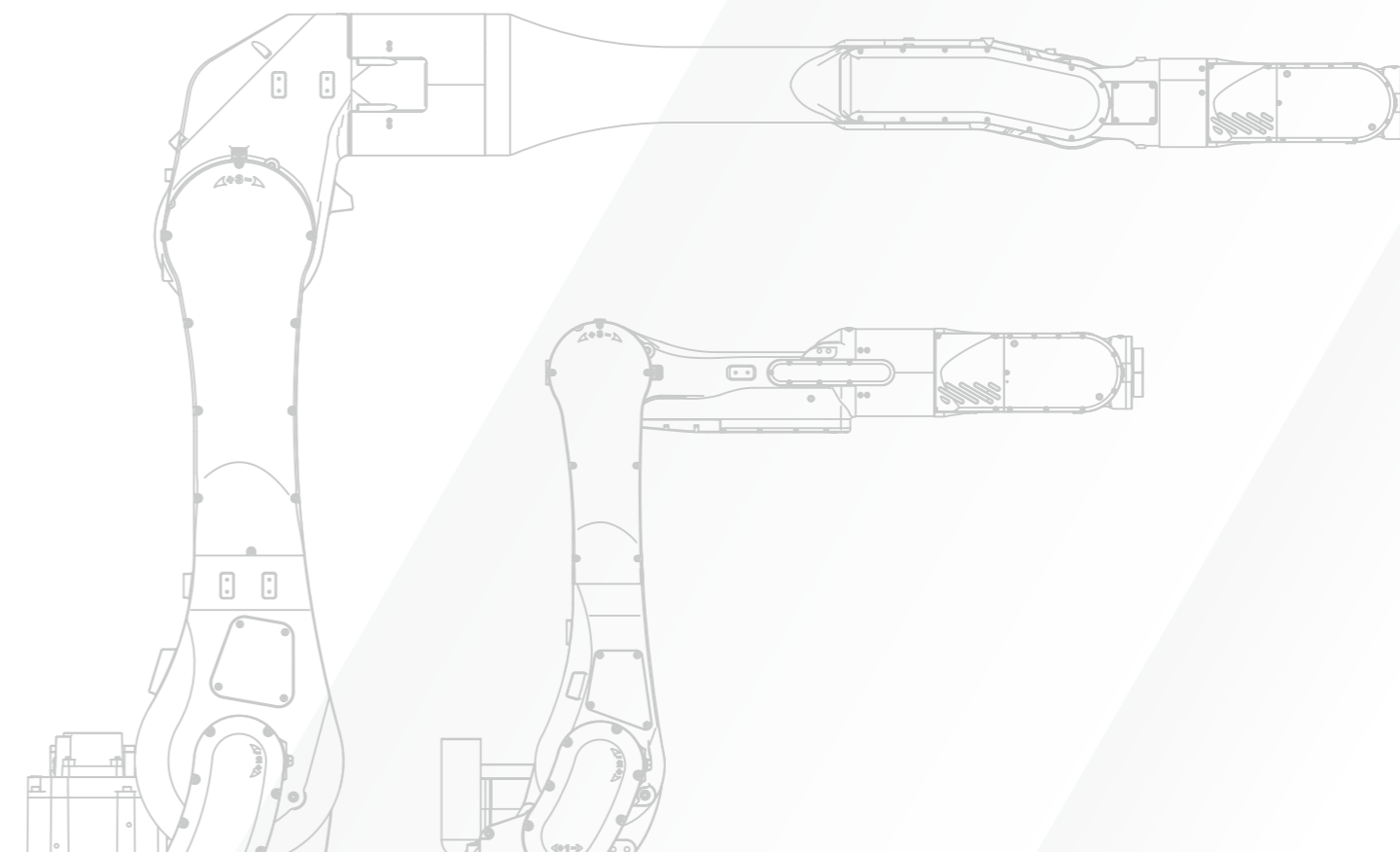
Picking robots

Wafer transfer robots



#### CAUTIONS TO BE TAKEN TO ENSURE SAFETY

- For those persons involved with the operation / service of your system, including Kawasaki Robot, they must strictly observe all safety regulations at all times. They should carefully read the Manuals and other related safety documents.
- Products described in this catalogue are general industrial robots. Therefore, if a customer wishes to use the Robot for special purposes, which might endanger operators or if the Robot has any problems, please contact us. We will be pleased to help you.
- Be careful as Photographs illustrated in this catalogue are frequently taken after removing safety fences and other safety devices stipulated in the safety regulations from the Robot operation system.



# Sealing robots

Kawasaki sealing robots are of the non-explosion proof type. The BU series sealing robots cover a wide range of small to large workpieces for sealing and base-coating.

## BU series



### [Applications]



Sealing

### Features

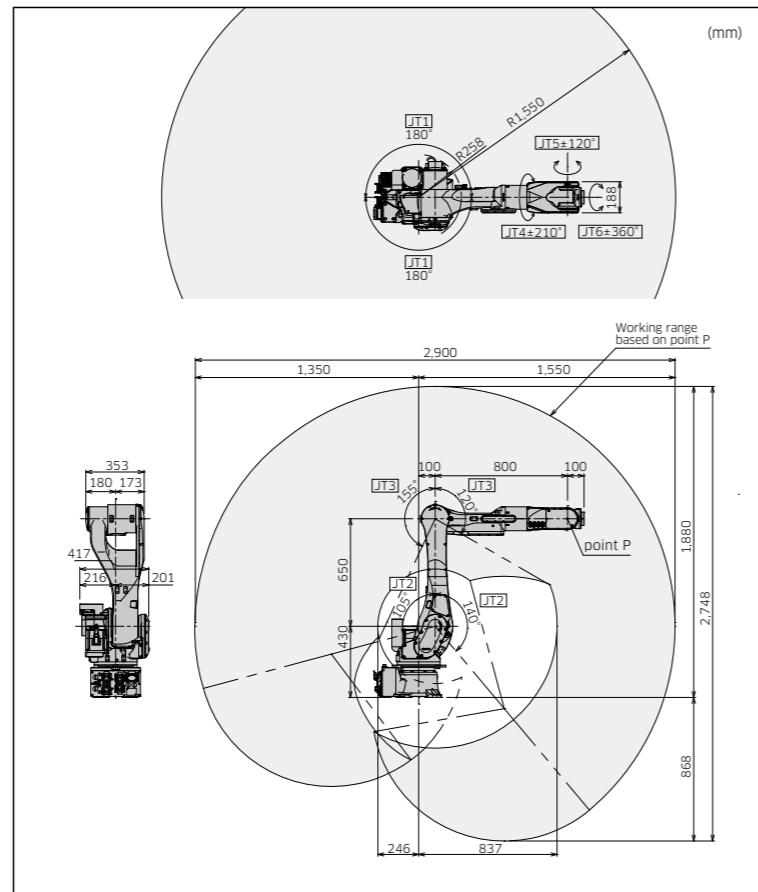
- Built-in cable and hoses
- Reduced interference for mirror operations.
- 7-axis design improves sealing capability (BU015X).

## BU015N

### Standard Specifications

Type	Articulated	
Degree of freedom (axes)	6	
Payload (kg)	15	
Max. reach (mm)	1,550	
Position repeatability*1 (mm)	±0.04	
Motion range (°)	Arm rotation (JT1)	±180
	Arm out-in (JT2)	+140 - -105
	Arm up-down (JT3)	+155 - -120
	Wrist swivel (JT4)	±210
	Wrist bend 2 (JT5)	±120
Max. speed (°/s)	Arm rotation (JT1)	250
	Arm out-in (JT2)	250
	Arm up-down (JT3)	215
	Wrist swivel (JT4)	280
	Wrist bend 2 (JT5)	280
Allowable moment (N·m)	Wrist twist (JT6)	360
	Wrist swivel (JT4)	27.0
	Wrist bend 2 (JT5)	27.0
Allowable moment of inertia*2 (kg·m <sup>2</sup> )	Wrist twist (JT6)	22.0
	Wrist swivel (JT4)	0.70
	Wrist bend 2 (JT5)	0.70
Mass (kg)	160	
Mounting	Floor	
Installation environment	Ambient temperature (°C)	0 - 45
	Relative humidity (%)	35 - 85 (No dew, nor frost allowed)
Controller/Power requirements	E51/5.6KVA	

\*1: Conforms to ISO9283  
\*2: Represents allowable moment of inertia when allowable maximum torque is loaded to each wrist axes.



## Controller

# E51/E52

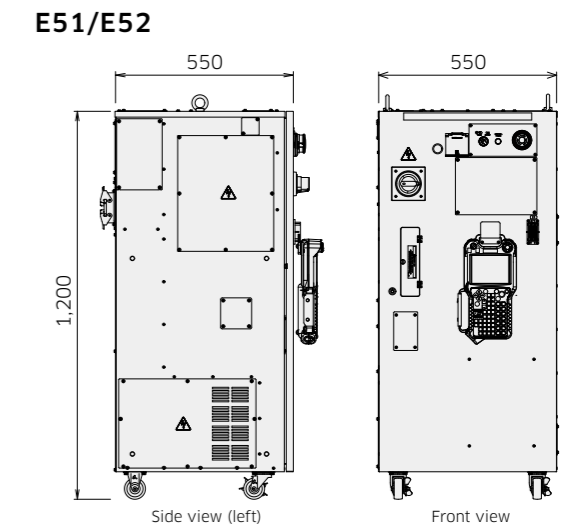
### Features

- The E51 and E52 controllers can be used anywhere in the world.
- Diverse options such as an interlock circuitry assure a high expandability.

### Standard Specifications

		E51	E52
Dimensions (mm)		W550×D550×H1,200	
Type		Enclosed type, indirect cooling system	
Controlled (axes)		6	7
Memory capacity (MB)		8	
I/O signals	External operation	Motor power off, Hold	
	Input (Channels)	32	
	Output (Channels)	32	
Cable length	Teach pendant (m)	5	
	Robot-controller (m)	5	
Mass (kg)		110	
Power requirements		AC200 - AC220 V±10%, 50/60 Hz, 3Φ	
		Max. 5.6kVA	Max. 10kVA
Environmental conditions	Ambient temperature (°C)	0 - 45	
	Relative humidity (%)	35 - 85 (No dew, nor frost allowed)	
Teach pendant		Color LCD display with touch-panel, E-Stop switch, Teach lock switch, Enable switch	
Operation panel		E-stop switch, teach/repeat switch	

### External view and dimensions



## BU015X

### Standard Specifications

Type	Articulated	
Degree of freedom (axes)	7	
Payload (kg)	15	
Max. reach (mm)	2,887.5	
Position repeatability*1 (mm)	±0.06	
Motion range (°)	Arm rotation (JT1)	±180
	Arm out-in (JT2)	+140 - -105
	Arm up-down (JT3)	+30 - -170
	Wrist swivel (JT4)	±210
	Wrist bend 1 (JT7)	+110 - -130
	Wrist bend 2 (JT5)	±120
	Wrist twist (JT6)	±360
Max. speed (°/s)	Arm rotation (JT1)	200
	Arm out-in (JT2)	200
	Arm up-down (JT3)	200
	Wrist swivel (JT4)	290
	Wrist bend 1 (JT7)	170
Allowable moment (N·m)	Wrist bend 2 (JT5)	280
	Wrist twist (JT6)	360
	Wrist bend 2 (JT5)	27.0
Allowable moment of inertia*2 (kg·m <sup>2</sup> )	Wrist twist (JT6)	22.0
	Wrist bend 2 (JT5)	0.70
	Wrist twist (JT6)	0.25
Mass (kg)	590	
Mounting	Floor	
Installation environment	Ambient temperature (°C)	0 - 45
	Relative humidity (%)	35 - 85 (No dew, nor frost allowed)
Controller/Power requirements	E52/10KVA	

\*1: Conforms to ISO9283  
\*2: Represents allowable moment of inertia when allowable maximum torque is loaded to each wrist axes.

