

## Kawasaki Heavy Industries, Ltd

### Robot Business Division

#### Tokyo Head Office/Robot Division

1-14-5, Kaigan, Minato-ku, Tokyo 105-8315, Japan  
Phone: +81-3-3435-2501 Fax: +81-3-3437-9880

#### Akashi Works/Robot Division

1-1, Kawasaki-cho, Akashi, Hyogo 673-8666, Japan  
Phone: +81-78-921-2946 Fax: +81-78-923-6548

#### Nishi-Kobe Works/Robot Division

234, Matsumoto, Hasetani-cho, Nishi-ku, Kobe, Hyogo 651-2239, Japan  
Phone: +81-78-915-8247 Fax: +81-78-915-8239

#### Kawasaki Robotics website

<https://kawasakirobotics.com/>



#### Kawasaki Robotics brand site XYZ

<https://robotics.kawasaki.com/ja1/xyz/en/>



#### Kawasaki Robostage (showroom)

<https://robotics.kawasaki.com/ja1/robostage/en.html>



### Global Network

#### Kawasaki Robotics (USA), Inc.

28140 Lakeview Drive, Wixom, MI 48393, U.S.A.  
Phone: +1-248-446-4100 Fax: +1-248-446-4200

#### Kawasaki Robotics (UK) Ltd.

Unit 4 Easter Court, Europa Boulevard, Westbrook  
Warrington Cheshire, WA5 7ZB, United Kingdom  
Phone: +44-1925-71-3000 Fax: +44-1925-71-3001

#### Kawasaki Robotics GmbH

Im Taubental 32, 41468 Neuss, Germany  
Phone: +49-2131-34260 Fax: +49-2131-3426-22

#### Kawasaki Robotics Korea, Ltd.

43, Namdong-daero 215beon-gil, Namdong-gu, Incheon,  
21633, Korea  
Phone: +82-32-821-6941 Fax: +82-32-821-6947

#### Kawasaki Robotics (Tianjin) Co., Ltd.

1-2/F, Building 6, No.19 Xinhuan Road, TEDA, China  
Phone: +86-22-5983-1888 Fax: +86-22-5983-1889

#### Taiwan Kawasaki Robot Center

3F, No.31, Ln.216, Gongyuan Rd., Hsinchu City  
30069, Taiwan(R.O.C)  
Phone: +886-3-562-0518

#### Kawasaki Motors Enterprise (Thailand) Co., Ltd.

(Rayong Robot Center)  
119/10 Moo 4 T.Pluaek Daeng, A.Pluaek Daeng, Rayong 21140  
Thailand  
Phone: +66-38-955-040-58 Fax: +66-38-955-145

#### Singapore Kawasaki Robot Center

100G Pasir Panjang Road #06-10  
Singapore 118523  
Phone: +65-6513-3145

#### Kawasaki Robotics India Pvt. Ltd.

Plot No. 136, Sector-37, Pace City 1,  
Gurgaon, 122101 Haryana, India  
Phone: +91-124-437-1845



#### CAUTIONS TO BE TAKEN TO ENSURE SAFETY

- For those persons involved with the operation / service of your system, including Kawasaki Robot, they must strictly observe all safety regulations at all times. They should carefully read the Manuals and other related safety documents.
- Products described in this catalogue are general industrial robots. Therefore, if a customer wishes to use the Robot for special purposes, which might endanger operators or if the Robot has any problems, please contact us. We will be pleased to help you.
- Be careful as Photographs illustrated in this catalogue are frequently taken after removing safety fences and other safety devices stipulated in the safety regulations from the Robot operation system.

# Kawasaki Robot

## Large Robots up to 300kg payload

Small-to-medium robots  
up to 80kg payload

Large robots  
up to 300kg payload

Extra large robots  
up to 1,500kg payload

Dual-arm Collaborative robots

Explosion-proof painting robots

Sealing robots

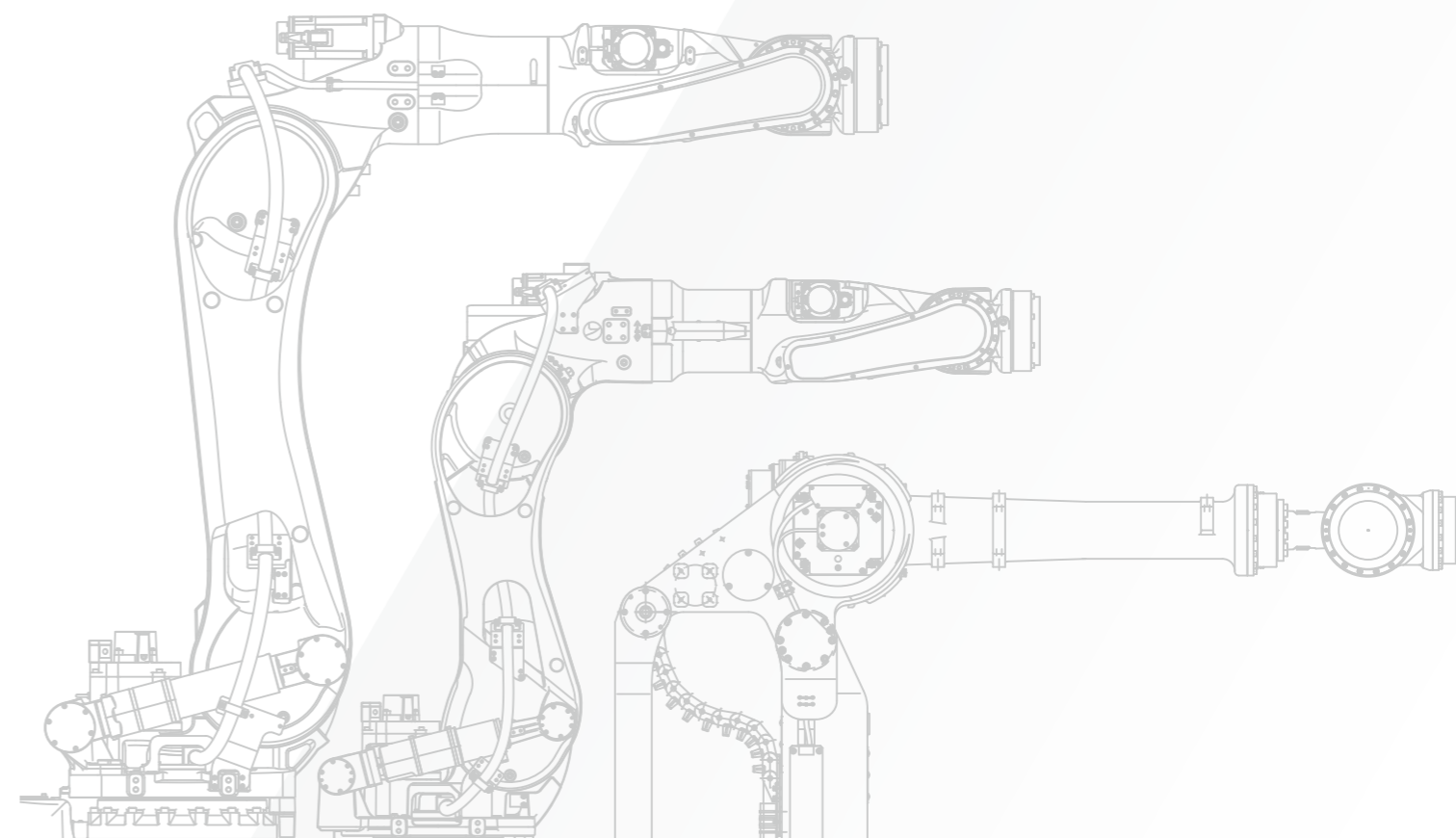
Arc welding robots

Palletizing robots

Medical & pharmaceutical robots

Picking robots

Wafer transfer robots

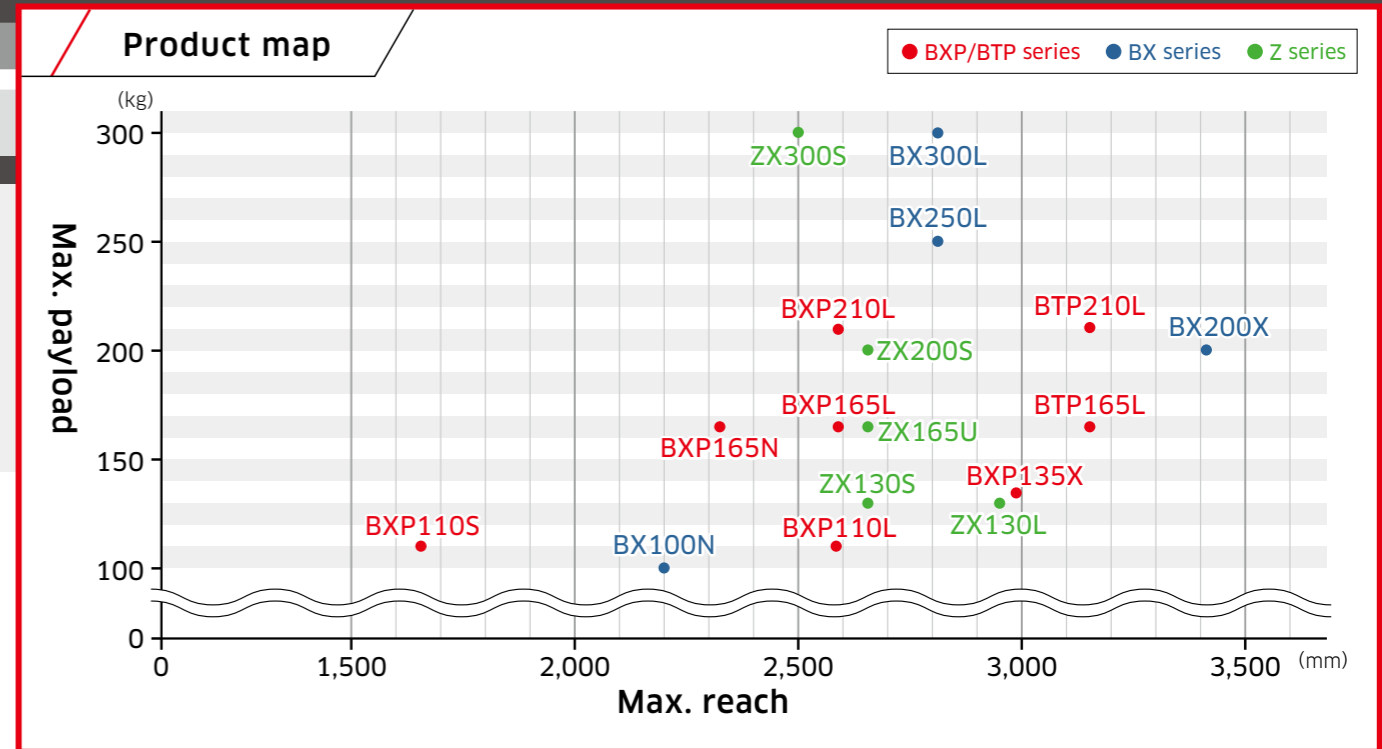


# Large general-purpose robots

Kawasaki's large general-purpose robots (100-300kg payload) are used in diverse industries, such as the automobile, aerospace, machinery, metal working, electric, electronics and food industries. With high versatility, they can be used for a wide range of applications including assembling, handling and spot welding.

## BXP/BTP series

The BXP/BTP series features slim bodies, high rigidity and performance. They have evolved from the BX series robots.



## BX series

The BX series robots are equipped with hollow wrists and arms. They have a wide motion range and are used for diverse industries and applications.



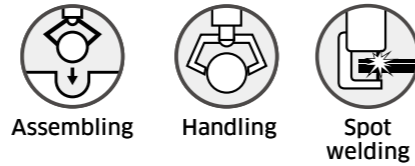
## ZX series

The ZX series robots are long-run products with a great number of supply records. They are suitable for harsh environment thanks to wrist motors located at the shoulder.



# BXP/BTP series

## [Applications]

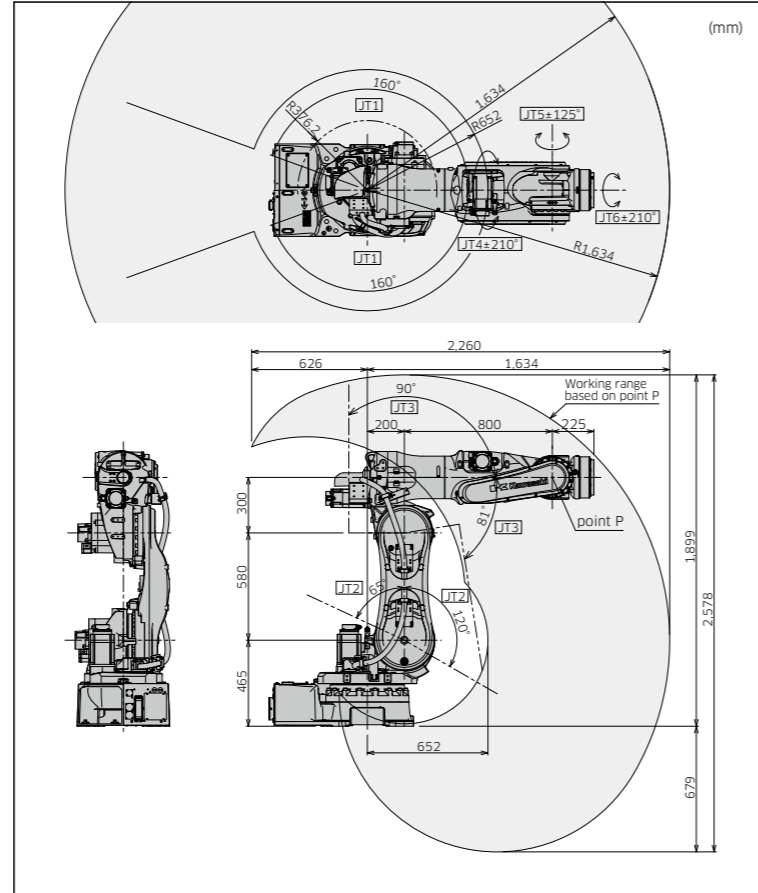


### BXP110S

#### Standard Specifications

Type	Articulated robot	
Degree of freedom (axes)	6	
Payload (kg)	110	
Max. reach (mm)	1,634	
Position repeatability*1 (mm)	±0.06	
Motion range (°)	Arm rotation (JT1)	±160
	Arm out-in (JT2)	+120 - -65
	Arm up-down (JT3)	+90 - -81
	Wrist swivel (JT4)	±210
	Wrist bend (JT5)	±125
	Wrist twist (JT6)	±210
Max. speed (°/s)	Arm rotation (JT1)	140
	Arm out-in (JT2)	130
	Arm up-down (JT3)	170
	Wrist swivel (JT4)	220
	Wrist bend (JT5)	185
	Wrist twist (JT6)	300
Allowable moment (N·m)	Wrist swivel (JT4)	855
	Wrist bend (JT5)	855
	Wrist twist (JT6)	445
Allowable moment of inertia (kg·m <sup>2</sup> )	Wrist swivel (JT4)	90
	Wrist bend (JT5)	90
	Wrist twist (JT6)	50
Mass (kg)	700	
Mounting	Floor	
Installation environment	Ambient temperature (°C)	0 - 45
	Relative humidity (%)	35 - 85 (No dew, nor frost allowed)
Degee of protection	Wrist : IP67 or equivalent Base axes : IP54 or equivalent	
Controller/Power requirements	F02/7.5kVA	

\*1: Conforms to ISO9283



## Features

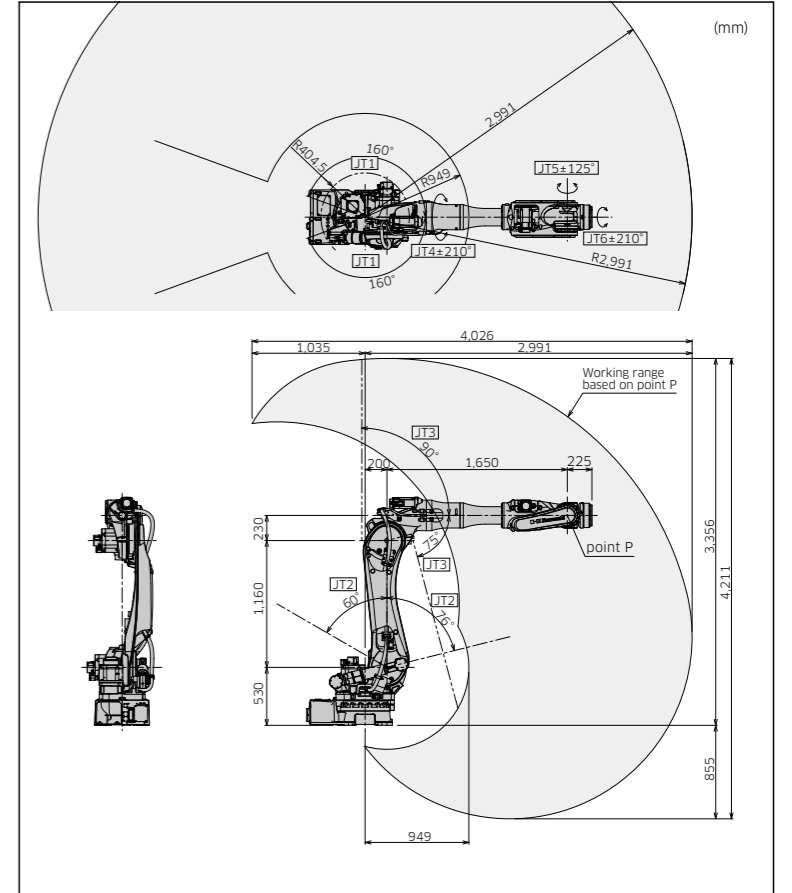
- Built-in cables and hoses
- More compact and lighter than the BX series.
- Higher speed thanks to the new motion control technology of the F series controller.

### BXP135X

#### Standard Specifications

Type	Articulated robot	
Degree of freedom (axes)	6	
Payload (kg)	135	
Max. reach (mm)	2,991	
Position repeatability*1 (mm)	±0.06	
Motion range (°)	Arm rotation (JT1)	±160
	Arm out-in (JT2)	+76 - -60
	Arm up-down (JT3)	+90 - -75
	Wrist swivel (JT4)	±210
	Wrist bend (JT5)	±125
	Wrist twist (JT6)	±210
Max. speed (°/s)	Arm rotation (JT1)	140
	Arm out-in (JT2)	105
	Arm up-down (JT3)	140
	Wrist swivel (JT4)	220
	Wrist bend (JT5)	200
	Wrist twist (JT6)	300
Allowable moment (N·m)	Wrist swivel (JT4)	855
	Wrist bend (JT5)	855
	Wrist twist (JT6)	445
Allowable moment of inertia (kg·m <sup>2</sup> )	Wrist swivel (JT4)	90
	Wrist bend (JT5)	90
	Wrist twist (JT6)	50
Mass (kg)	880	
Mounting	Floor	
Installation environment	Ambient temperature (°C)	0 - 45
	Relative humidity (%)	35 - 85 (No dew, nor frost allowed)
Degee of protection	Wrist : IP67 or equivalent Base axes : IP54 or equivalent	
Controller/Power requirements	F02/7.5kVA	

\*1: Conforms to ISO9283

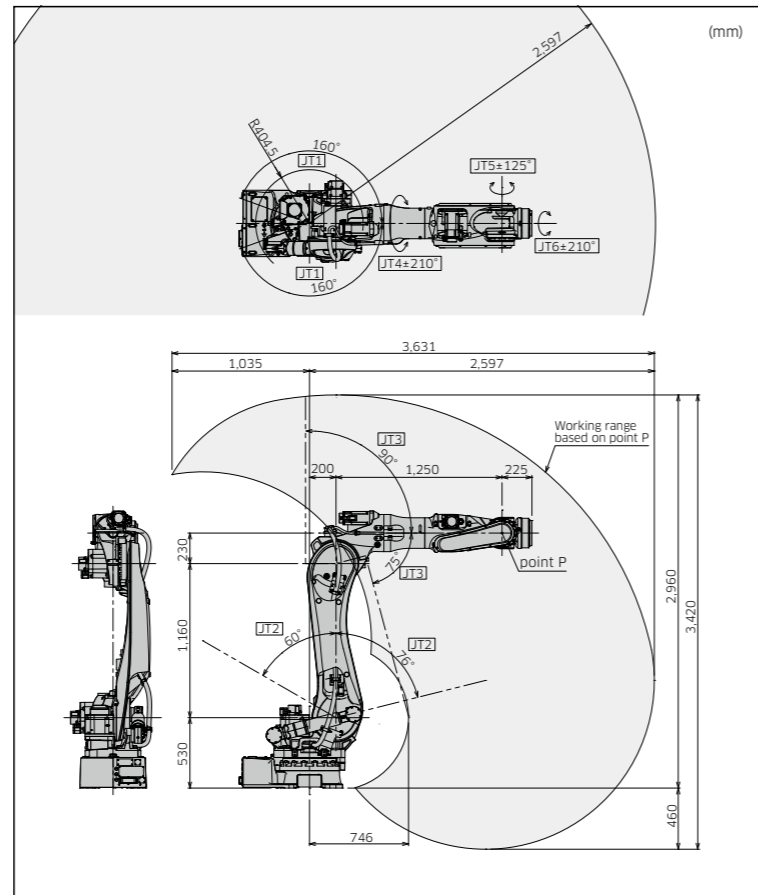


### BXP110L

#### Standard Specifications

Type	Articulated robot	
Degree of freedom (axes)	6	
Payload (kg)	110	
Max. reach (mm)	2,597	
Position repeatability*1 (mm)	±0.06	
Motion range (°)	Arm rotation (JT1)	±160
	Arm out-in (JT2)	+76 - -60
	Arm up-down (JT3)	+90 - -75
	Wrist swivel (JT4)	±210
	Wrist bend (JT5)	±125
	Wrist twist (JT6)	±210
Max. speed (°/s)	Arm rotation (JT1)	140
	Arm out-in (JT2)	130
	Arm up-down (JT3)	135
	Wrist swivel (JT4)	220
	Wrist bend (JT5)	200
	Wrist twist (JT6)	300
Allowable moment (N·m)	Wrist swivel (JT4)	855
	Wrist bend (JT5)	855
	Wrist twist (JT6)	445
Allowable moment of inertia (kg·m <sup>2</sup> )	Wrist swivel (JT4)	90
	Wrist bend (JT5)	90
	Wrist twist (JT6)	50
Mass (kg)	870	
Mounting	Floor	
Installation environment	Ambient temperature (°C)	0 - 45
	Relative humidity (%)	35 - 85 (No dew, nor frost allowed)
Degee of protection	Wrist : IP67 or equivalent Base axes : IP54 or equivalent	
Controller/Power requirements	F02/7.5kVA	

\*1: Conforms to ISO9283

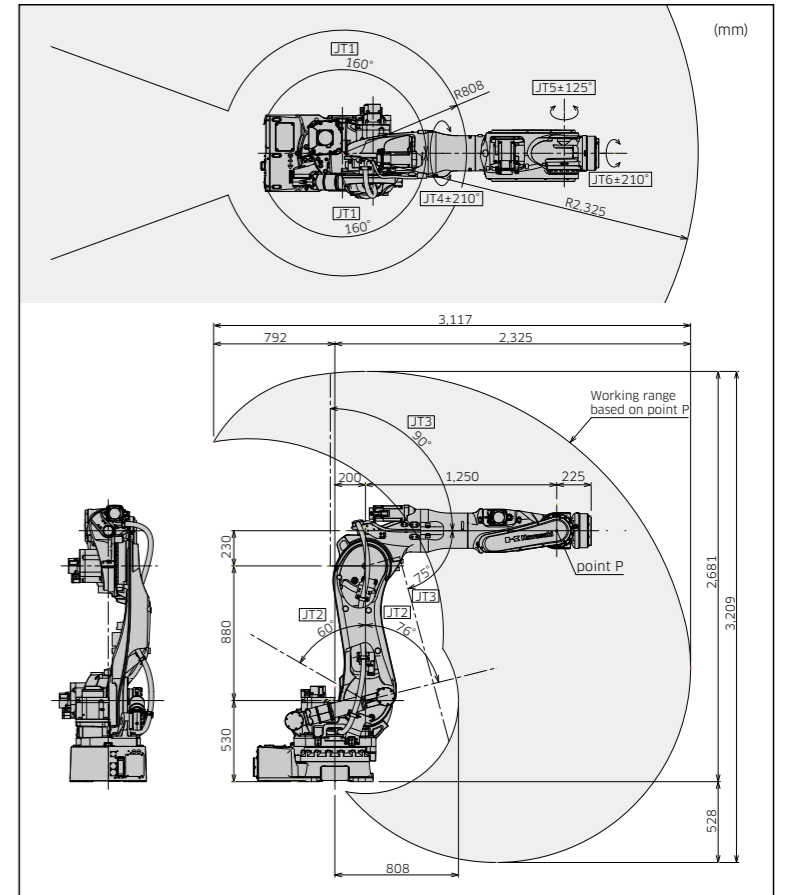


### BXP165N

#### Standard Specifications

Type	Articulated robot	
Degree of freedom (axes)	6	
Payload (kg)	165	
Max. reach (mm)	2,325	
Position repeatability*1 (mm)	±0.06	
Motion range (°)	Arm rotation (JT1)	±160
	Arm out-in (JT2)	+76 - -60
	Arm up-down (JT3)	+90 - -75
	Wrist swivel (JT4)	±210
	Wrist bend (JT5)	±125
	Wrist twist (JT6)	±210
Max. speed (°/s)	Arm rotation (JT1)	140
	Arm out-in (JT2)	130
	Arm up-down (JT3)	135
	Wrist swivel (JT4)	190
	Wrist bend (JT5)	180
	Wrist twist (JT6)	300
Allowable moment (N·m)	Wrist swivel (JT4)	940
	Wrist bend (JT5)	940
	Wrist twist (JT6)	510
Allowable moment of inertia (kg·m <sup>2</sup> )	Wrist swivel (JT4)	105
	Wrist bend (JT5)	105
	Wrist twist (JT6)	50
Mass (kg)	855	
Mounting	Floor	
Installation environment	Ambient temperature (°C)	0 - 45
	Relative humidity (%)	35 - 85 (No dew, nor frost allowed)
Degee of protection	Wrist : IP67 or equivalent Base axes : IP54 or equivalent	
Controller/Power requirements	F02/7.5kVA	

\*1: Conforms to ISO9283

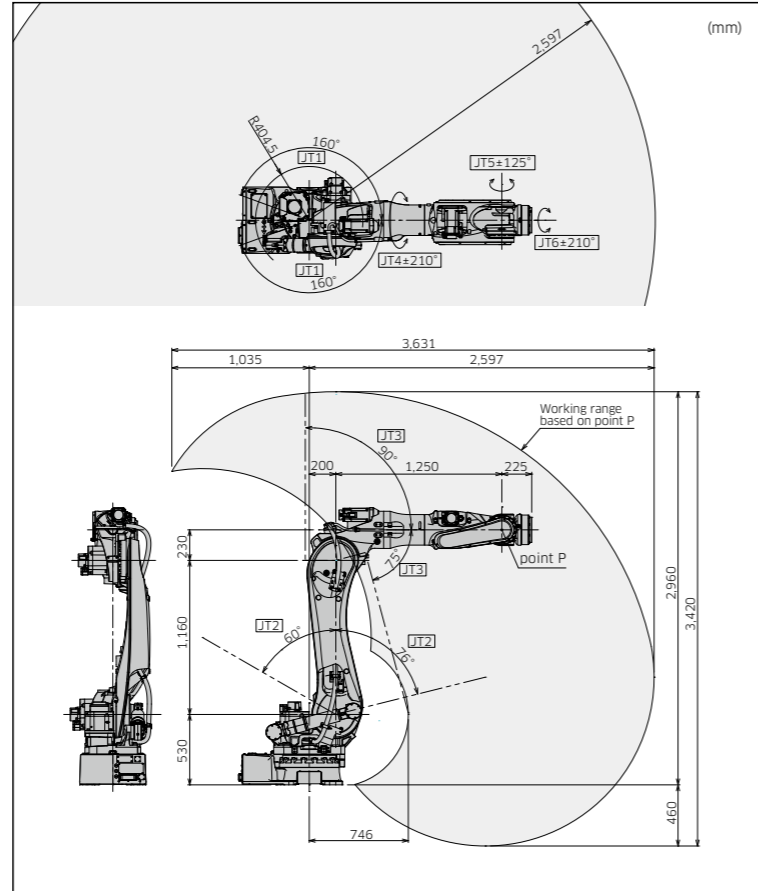


## BXP165L

### Standard Specifications

Type		Articulated robot
Degree of freedom (axes)		6
Payload (kg)		165
Max. reach (mm)		2,597
Position repeatability*1 (mm)		±0.06
Motion range (°)	Arm rotation (JT1)	±160
	Arm out-in (JT2)	+76 - -60
	Arm up-down (JT3)	+90 - -75
	Wrist swivel (JT4)	±210
	Wrist bend (JT5)	±125
	Wrist twist (JT6)	±210
Max. speed (°/s)	Arm rotation (JT1)	140
	Arm out-in (JT2)	115
	Arm up-down (JT3)	130
	Wrist swivel (JT4)	190
	Wrist bend (JT5)	180
	Wrist twist (JT6)	290
Allowable moment (N·m)	Wrist swivel (JT4)	960
	Wrist bend (JT5)	960
	Wrist twist (JT6)	520
Allowable moment of inertia (kg·m²)	Wrist swivel (JT4)	105
	Wrist bend (JT5)	105
	Wrist twist (JT6)	50
Mass (kg)		870
Mounting		Floor
Installation environment	Ambient temperature (°C)	0 - 45
	Relative humidity (%)	35 - 85 (No dew, nor frost allowed)
Degree of protection		Wrist: IP67 or equivalent Base axes: IP54 or equivalent
Controller/Power requirements		F02/7.5kVA

\*1: Conforms to ISO9283

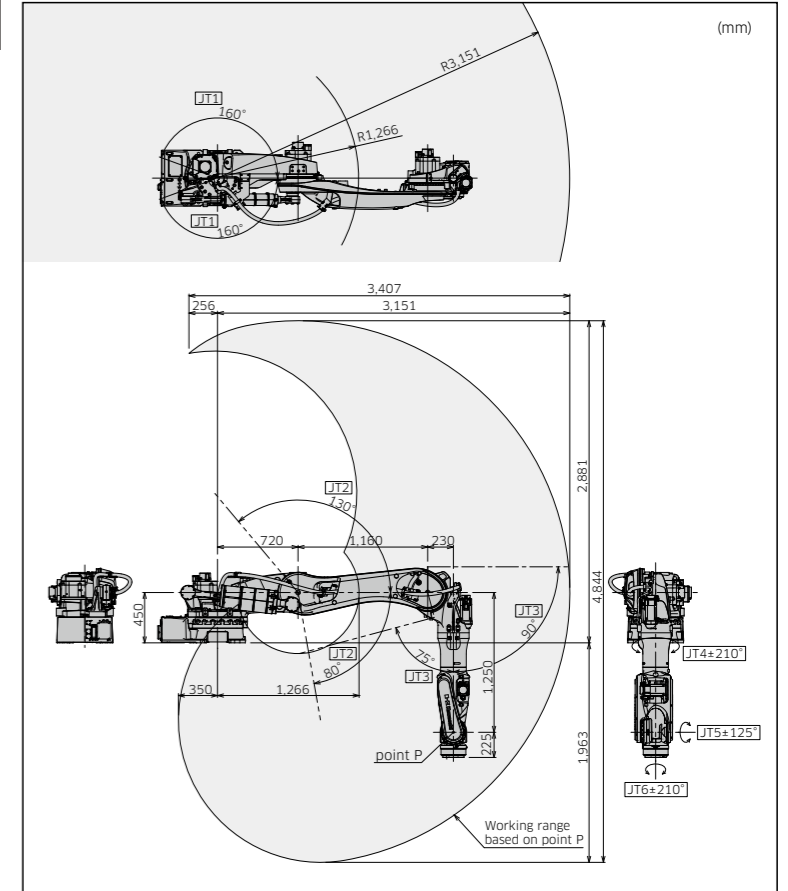


## BTP165L

### Standard Specifications

Type		Articulated robot
Degree of freedom (axes)		6
Payload (kg)		165
Max. reach (mm)		3,151
Position repeatability*1 (mm)		±0.08
Motion range (°)	Arm rotation (JT1)	±160
	Arm out-in (JT2)	+80 - -130
	Arm up-down (JT3)	+90 - -75
	Wrist swivel (JT4)	±210
	Wrist bend (JT5)	±125
	Wrist twist (JT6)	±210
Max. speed (°/s)	Arm rotation (JT1)	125
	Arm out-in (JT2)	115
	Arm up-down (JT3)	130
	Wrist swivel (JT4)	190
	Wrist bend (JT5)	180
	Wrist twist (JT6)	290
Allowable moment (N·m)	Wrist swivel (JT4)	960
	Wrist bend (JT5)	960
	Wrist twist (JT6)	520
Allowable moment of inertia (kg·m²)	Wrist swivel (JT4)	105
	Wrist bend (JT5)	105
	Wrist twist (JT6)	50
Mass (kg)		1,030
Mounting		Shelf
Installation environment	Ambient temperature (°C)	0 - 45
	Relative humidity (%)	35 - 85 (No dew, nor frost allowed)
Degree of protection		Wrist: IP67 or equivalent Base axes: IP54 or equivalent
Controller/Power requirements		F02/7.5kVA

\*1: Conforms to ISO9283

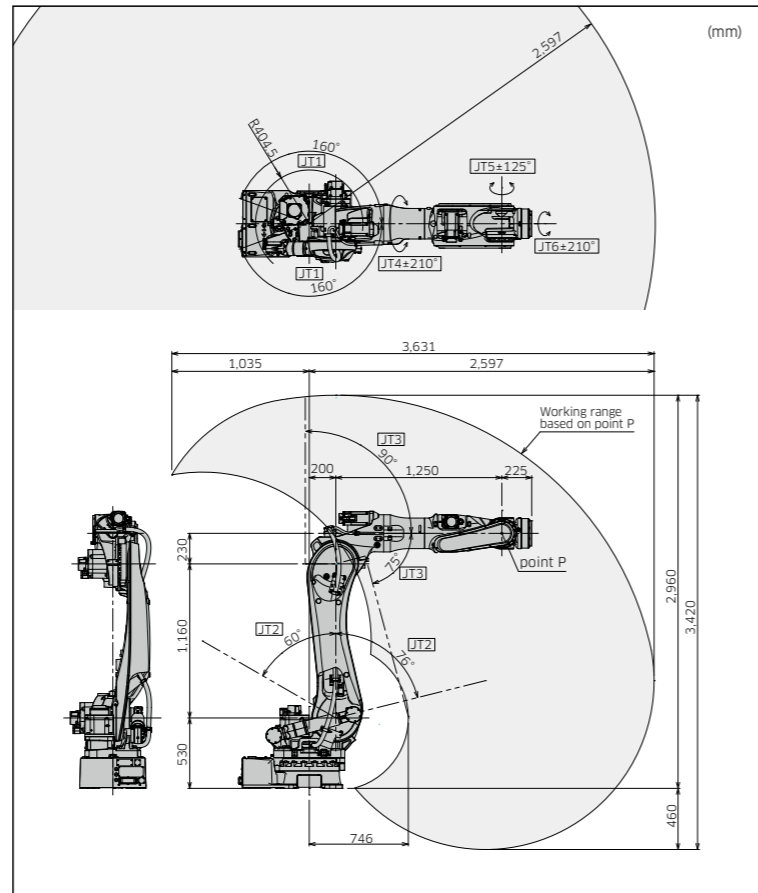


## BXP210L

### Standard Specifications

Type		Articulated robot
Degree of freedom (axes)		6
Payload (kg)		210
Max. reach (mm)		2,597
Position repeatability*1 (mm)		±0.06
Motion range (°)	Arm rotation (JT1)	±160
	Arm out-in (JT2)	+76 - -60
	Arm up-down (JT3)	+90 - -75
	Wrist swivel (JT4)	±210
	Wrist bend (JT5)	±125
	Wrist twist (JT6)	±210
Max. speed (°/s)	Arm rotation (JT1)	140
	Arm out-in (JT2)	105
	Arm up-down (JT3)	115
	Wrist swivel (JT4)	140
	Wrist bend (JT5)	135
	Wrist twist (JT6)	240
Allowable moment (N·m)	Wrist swivel (JT4)	1,380
	Wrist bend (JT5)	1,380
	Wrist twist (JT6)	600
Allowable moment of inertia (kg·m²)	Wrist swivel (JT4)	205
	Wrist bend (JT5)	205
	Wrist twist (JT6)	160
Mass (kg)		870
Mounting		Floor
Installation environment	Ambient temperature (°C)	0 - 45
	Relative humidity (%)	35 - 85 (No dew, nor frost allowed)
Degree of protection		Wrist: IP67 or equivalent Base axes: IP54 or equivalent
Controller/Power requirements		F02/7.5kVA

\*1: Conforms to ISO9283

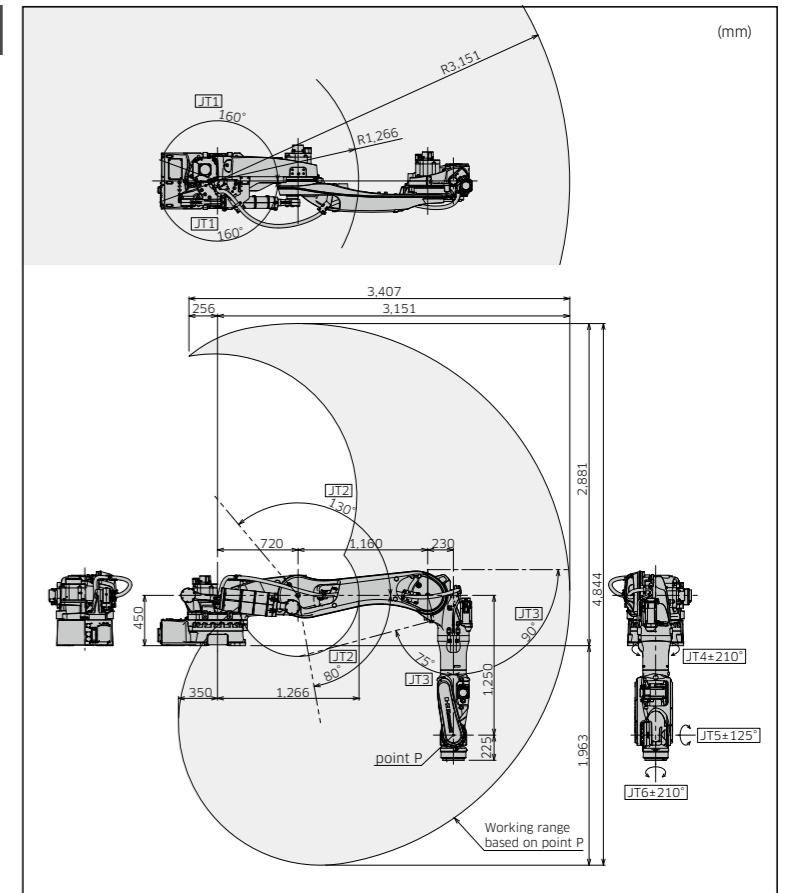


## BTP210L

### Standard Specifications

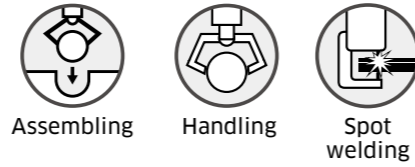
Type		Articulated robot
Degree of freedom (axes)		6
Payload (kg)		210
Max. reach (mm)		3,151
Position repeatability*1 (mm)		±0.08
Motion range (°)	Arm rotation (JT1)	±160
	Arm out-in (JT2)	+80 - -130
	Arm up-down (JT3)	+90 - -75
	Wrist swivel (JT4)	±210
	Wrist bend (JT5)	±125
	Wrist twist (JT6)	±210
Max. speed (°/s)	Arm rotation (JT1)	115
	Arm out-in (JT2)	90
	Arm up-down (JT3)	115
	Wrist swivel (JT4)	140
	Wrist bend (JT5)	135
	Wrist twist (JT6)	240
Allowable moment (N·m)	Wrist swivel (JT4)	1,380
	Wrist bend (JT5)	1,380
	Wrist twist (JT6)	600
Allowable moment of inertia (kg·m²)	Wrist swivel (JT4)	205
	Wrist bend (JT5)	205
	Wrist twist (JT6)	160
Mass (kg)		1,030
Mounting		Shelf
Installation environment	Ambient temperature (°C)	0 - 45
	Relative humidity (%)	35 - 85 (No dew, nor frost allowed)
Degree of protection		Wrist: IP67 or equivalent Base axes: IP54 or equivalent
Controller/Power requirements		F02/7.5kVA

\*1: Conforms to ISO9283



# BX series

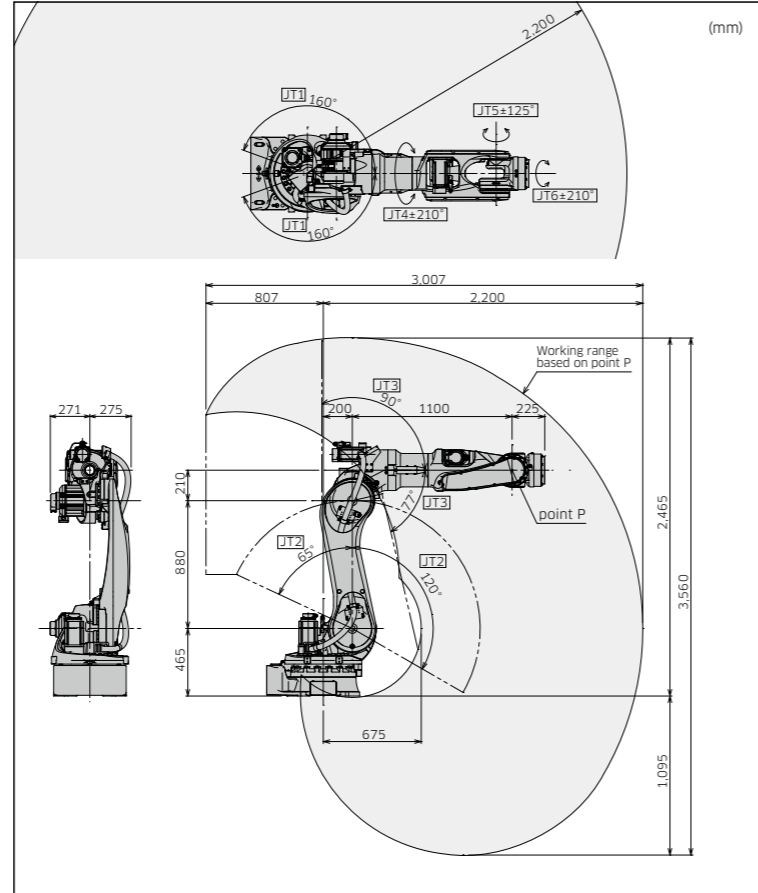
## [Applications]



## BX100N

### Standard Specifications

Type	Articulated robot	
Degree of freedom (axes)	6	
Payload (kg)	100	
Max. reach (mm)	2,200	
Position repeatability*1 (mm)	±0.06	
Motion range (°)	Arm rotation (JT1)	±160
	Arm out-in (JT2)	+120 - -65
	Arm up-down (JT3)	+90 - -77
	Wrist swivel (JT4)	±210
	Wrist bend (JT5)	±125
	Wrist twist (JT6)	±210
Max. speed (°/s)	Arm rotation (JT1)	135
	Arm out-in (JT2)	110
	Arm up-down (JT3)	140
	Wrist swivel (JT4)	200
	Wrist bend (JT5)	200
	Wrist twist (JT6)	300
Allowable moment (N·m)	Wrist swivel (JT4)	588.4
	Wrist bend (JT5)	588.4
	Wrist twist (JT6)	294.2
Allowable moment of inertia (kg·m²)	Wrist swivel (JT4)	60
	Wrist bend (JT5)	60
	Wrist twist (JT6)	30
Mass (kg)	740	
Mounting	Floor	
Installation environment	Ambient temperature (°C)	0 - 45
	Relative humidity (%)	35 - 85 (No dew, nor frost allowed)
Degee of protection	Wrist : IP67 or equivalent Base axes : IP54 or equivalent	
Controller/Power requirements	F02/7.5kVA	

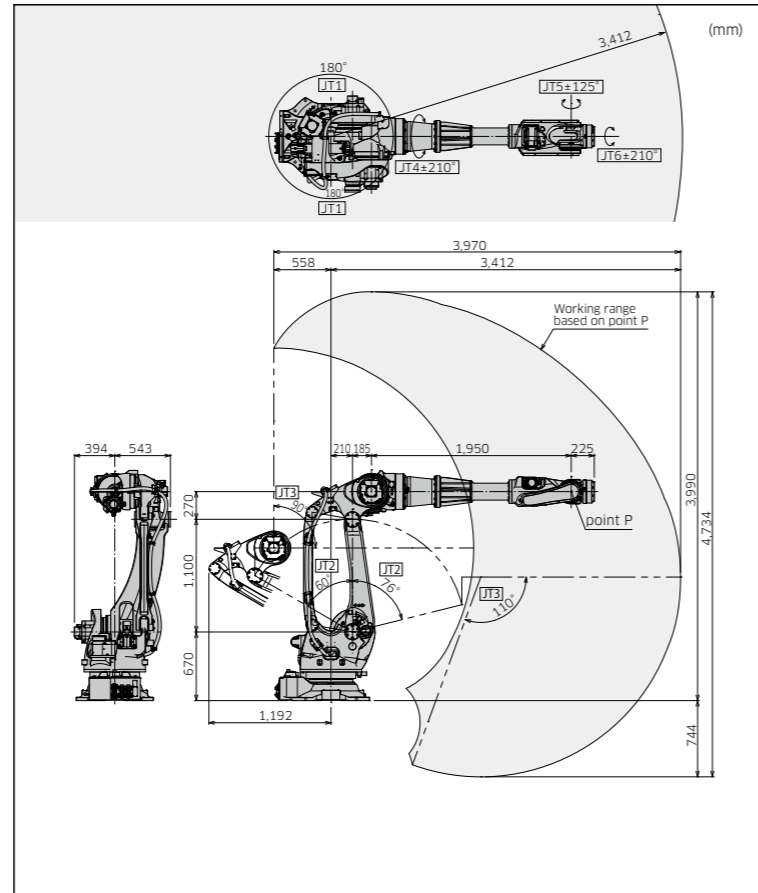


\*1: Conforms to ISO9283

## BX200X

### Standard Specifications

Type	Articulated robot	
Degree of freedom (axes)	6	
Payload (kg)	200	
Max. reach (mm)	3,412	
Position repeatability*1 (mm)	±0.07	
Motion range (°)	Arm rotation (JT1)	±180
	Arm out-in (JT2)	+76 - -60
	Arm up-down (JT3)	+90 - -110
	Wrist swivel (JT4)	±210
	Wrist bend (JT5)	±125
	Wrist twist (JT6)	±210
Max. speed (°/s)	Arm rotation (JT1)	125
	Arm out-in (JT2)	102
	Arm up-down (JT3)	85
	Wrist swivel (JT4)	105
	Wrist bend (JT5)	120
	Wrist twist (JT6)	200
Allowable moment (N·m)	Wrist swivel (JT4)	1,334
	Wrist bend (JT5)	1,334
	Wrist twist (JT6)	588
Allowable moment of inertia (kg·m²)	Wrist swivel (JT4)	199.8
	Wrist bend (JT5)	199.8
	Wrist twist (JT6)	154.9
Mass (kg)	1,450	
Mounting	Floor	
Installation environment	Ambient temperature (°C)	0 - 45
	Relative humidity (%)	35 - 85 (No dew, nor frost allowed)
Degee of protection	Wrist : IP67 or equivalent Base axes : IP54 or equivalent	
Controller/Power requirements	F02/7.5kVA	



\*1: Conforms to ISO9283

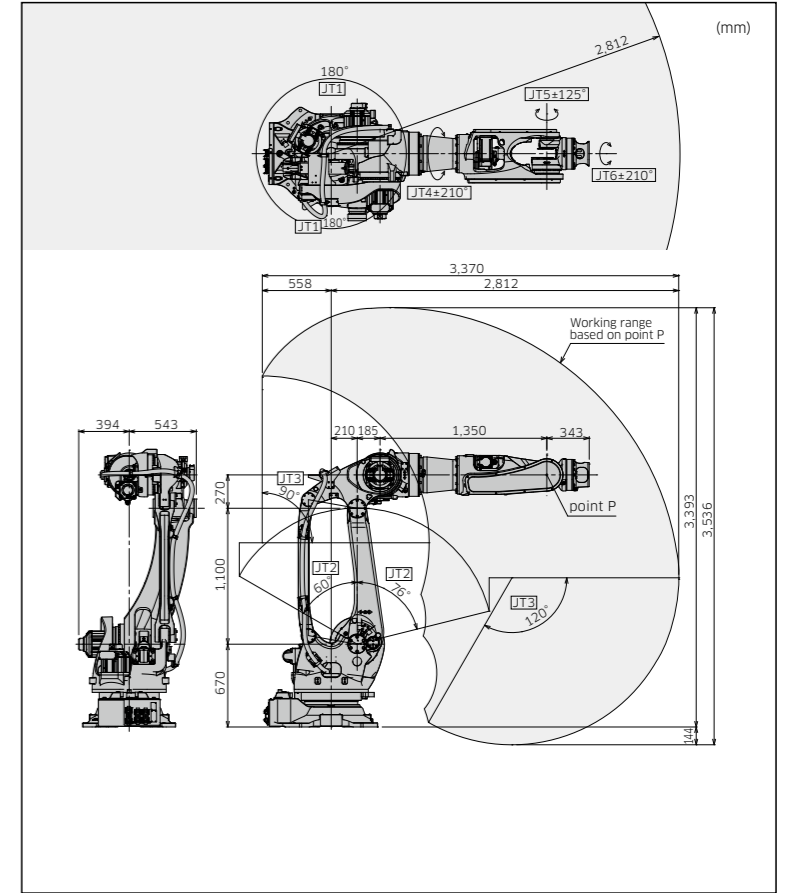
## Features

- Built-in cables and hoses
- Slim arm design for high-density installation.

## BX250L

### Standard Specifications

Type	Articulated robot	
Degree of freedom (axes)	6	
Payload (kg)	250	
Max. reach (mm)	2,812	
Position repeatability*1 (mm)	±0.07	
Motion range (°)	Arm rotation (JT1)	±180
	Arm out-in (JT2)	+76 - -60
	Arm up-down (JT3)	+90 - -120
	Wrist swivel (JT4)	±210
	Wrist bend (JT5)	±125
	Wrist twist (JT6)	±210
Max. speed (°/s)	Arm rotation (JT1)	125
	Arm out-in (JT2)	120
	Arm up-down (JT3)	100
	Wrist swivel (JT4)	140
	Wrist bend (JT5)	140
	Wrist twist (JT6)	200
Allowable moment (N·m)	Wrist swivel (JT4)	1,800
	Wrist bend (JT5)	1,800
	Wrist twist (JT6)	750
Allowable moment of inertia (kg·m²)	Wrist swivel (JT4)	200
	Wrist bend (JT5)	200
	Wrist twist (JT6)	165
Mass (kg)	1,460	
Mounting	Floor	
Installation environment	Ambient temperature (°C)	0 - 45
	Relative humidity (%)	35 - 85 (No dew, nor frost allowed)
Degee of protection	Wrist : IP67 or equivalent Base axes : IP54 or equivalent	
Controller/Power requirements	F02/7.5kVA	

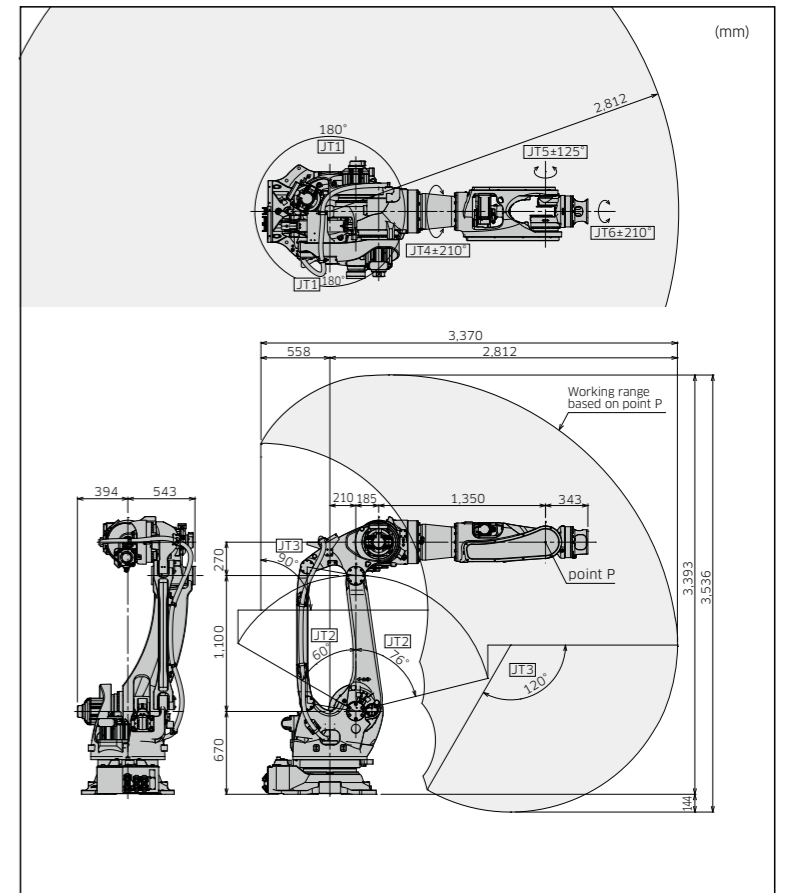


\*1: Conforms to ISO9283

## BX300L

### Standard Specifications

Type	Articulated robot	
Degree of freedom (axes)	6	
Payload (kg)	300	
Max. reach (mm)	2,812	
Position repeatability*1 (mm)	±0.07	
Motion range (°)	Arm rotation (JT1)	±180
	Arm out-in (JT2)	+76 - -60
	Arm up-down (JT3)	+90 - -120
	Wrist swivel (JT4)	±210
	Wrist bend (JT5)	±125
	Wrist twist (JT6)	±210
Max. speed (°/s)	Arm rotation (JT1)	125
	Arm out-in (JT2)	102
	Arm up-down (JT3)	85
	Wrist swivel (JT4)	105
	Wrist bend (JT5)	110
	Wrist twist (JT6)	180
Allowable moment (N·m)	Wrist swivel (JT4)	2,300
	Wrist bend (JT5)	2,300
	Wrist twist (JT6)	1,000
Allowable moment of inertia (kg·m²)	Wrist swivel (JT4)	240
	Wrist bend (JT5)	240
	Wrist twist (JT6)	200
Mass (kg)	1,460	
Mounting	Floor	
Installation environment	Ambient temperature (°C)	0 - 45
	Relative humidity (%)	35 - 85 (No dew, nor frost allowed)
Degee of protection	Wrist : IP67 or equivalent Base axes : IP54 or equivalent	
Controller/Power requirements	F02/7.5kVA	



\*1: Conforms to ISO9283

# ZX series

## [Applications]

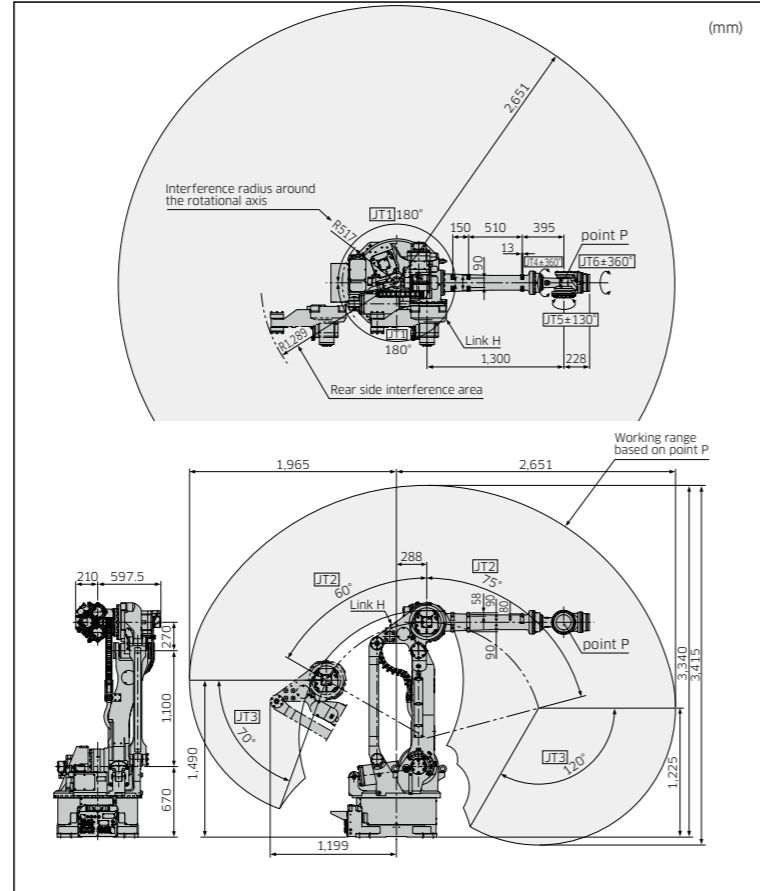


## ZX130S / ZX165U

### Standard Specifications

Type	Articulated robot	
Degree of freedom (axes)	6	
Payload (kg)	130/165	
Max. reach (mm)	2,651	
Position repeatability*1 (mm)	±0.3	
Motion range (°)	Arm rotation (JT1)	±180
	Arm out-in (JT2)	+75 - -60
	Arm up-down (JT3)	+250 - -120
	Wrist swivel (JT4)	±360
	Wrist bend (JT5)	±130
	Wrist twist (JT6)	±360
Max. speed (°/s)	Arm rotation (JT1)	130/110
	Arm out-in (JT2)	130/110
	Arm up-down (JT3)	130/115
	Wrist swivel (JT4)	180/140
	Wrist bend (JT5)	180/155
	Wrist twist (JT6)	280/260
Allowable moment (N·m)	Wrist swivel (JT4)	735/911.4
	Wrist bend (JT5)	735/911.4
	Wrist twist (JT6)	421/450.8
Allowable moment of inertia (kg·m <sup>2</sup> )	Wrist swivel (JT4)	51.9/78.4
	Wrist bend (JT5)	51.9/78.4
	Wrist twist (JT6)	27.4/40.2
Mass (kg)	1,350	
Mounting	Floor	
Installation environment	Ambient temperature (°C)	0 - 45
	Relative humidity (%)	35 - 85 (No dew, nor frost allowed)
Controller/Power requirements	E02/7.5kVA	

\*1: Conforms to ISO9283

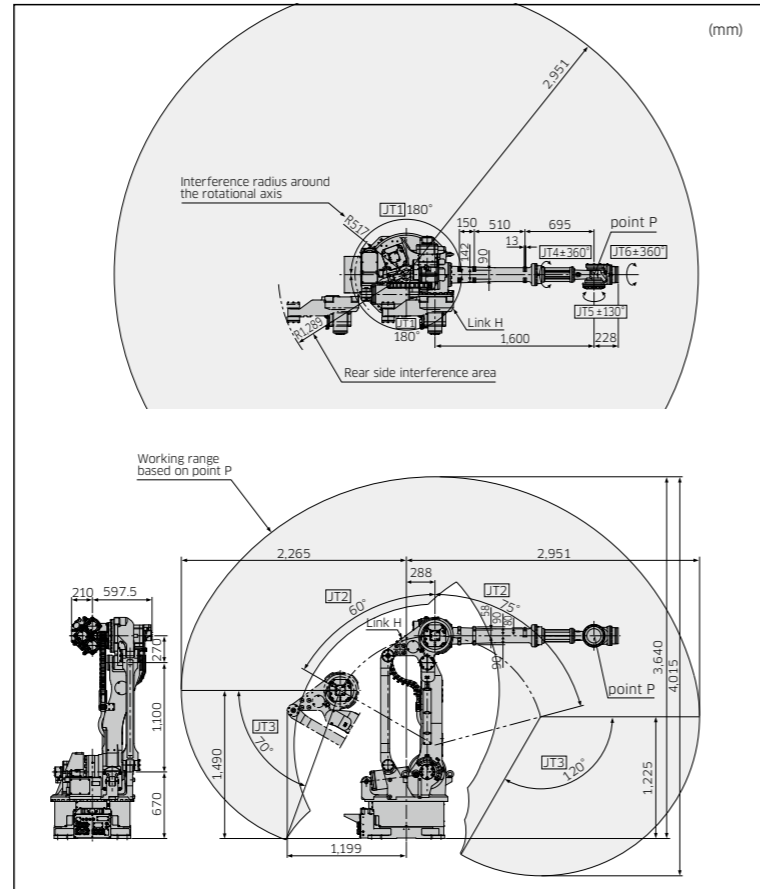


## ZX130L

### Standard Specifications

Type	Articulated robot	
Degree of freedom (axes)	6	
Payload (kg)	130	
Max. reach (mm)	2,951	
Position repeatability*1 (mm)	±0.3	
Motion range (°)	Arm rotation (JT1)	±180
	Arm out-in (JT2)	+75 - -60
	Arm up-down (JT3)	+250 - -120
	Wrist swivel (JT4)	±360
	Wrist bend (JT5)	±130
	Wrist twist (JT6)	±360
Max. speed (°/s)	Arm rotation (JT1)	110
	Arm out-in (JT2)	110
	Arm up-down (JT3)	110
	Wrist swivel (JT4)	140
	Wrist bend (JT5)	135
	Wrist twist (JT6)	230
Allowable moment (N·m)	Wrist swivel (JT4)	735
	Wrist bend (JT5)	735
	Wrist twist (JT6)	421
Allowable moment of inertia (kg·m <sup>2</sup> )	Wrist swivel (JT4)	51.9
	Wrist bend (JT5)	51.9
	Wrist twist (JT6)	27.4
Mass (kg)	1,400	
Mounting	Floor	
Installation environment	Ambient temperature (°C)	0 - 45
	Relative humidity (%)	35 - 85 (No dew, nor frost allowed)
Controller/Power requirements	E02/7.5kVA	

\*1: Conforms to ISO9283



## Features

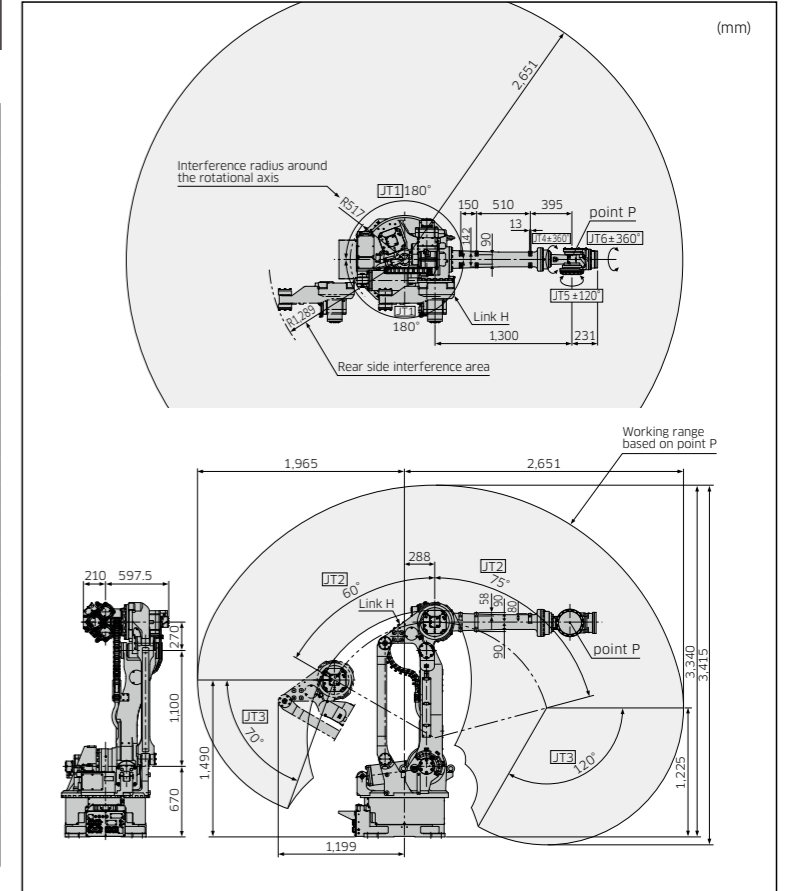
- Wide range of applications for every industry.
- Wide motion range of 360°
- Suitable for harsh environment thanks to wrist motors located at the shoulder.

## ZX200S

### Standard Specifications

Type	Articulated robot	
Degree of freedom (axes)	6	
Payload (kg)	200	
Max. reach (mm)	2,651	
Position repeatability*1 (mm)	±0.3	
Motion range (°)	Arm rotation (JT1)	±180
	Arm out-in (JT2)	+75 - -60
	Arm up-down (JT3)	+250 - -120
	Wrist swivel (JT4)	±360
	Wrist bend (JT5)	±130
	Wrist twist (JT6)	±360
Max. speed (°/s)	Arm rotation (JT1)	105
	Arm out-in (JT2)	110
	Arm up-down (JT3)	105
	Wrist swivel (JT4)	120
	Wrist bend (JT5)	120
	Wrist twist (JT6)	200
Allowable moment (N·m)	Wrist swivel (JT4)	1,274
	Wrist bend (JT5)	1,274
	Wrist twist (JT6)	686
Allowable moment of inertia (kg·m <sup>2</sup> )	Wrist swivel (JT4)	117.6
	Wrist bend (JT5)	117.6
	Wrist twist (JT6)	63.7
Mass (kg)	1,400	
Mounting	Floor	
Installation environment	Ambient temperature (°C)	0 - 45
	Relative humidity (%)	35 - 85 (No dew, nor frost allowed)
Controller/Power requirements	E02/7.5kVA	

\*1: Conforms to ISO9283

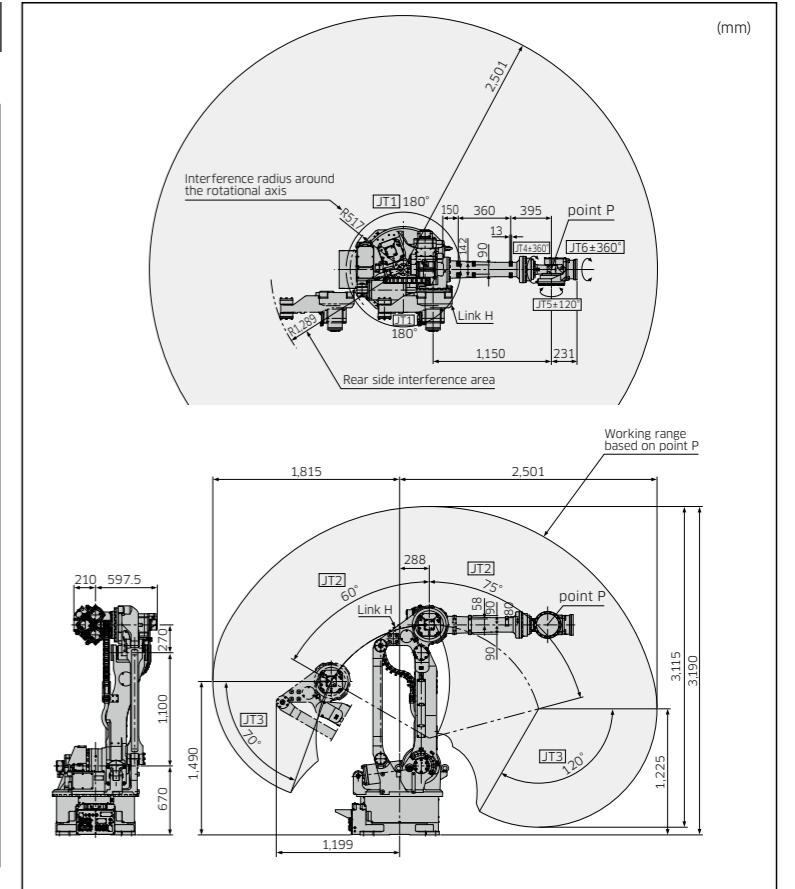


## ZX300S

### Standard Specifications

Type	Articulated robot	
Degree of freedom (axes)	6	
Payload (kg)	300	
Max. reach (mm)	2,501	
Position repeatability*1 (mm)	±0.3	
Motion range (°)	Arm rotation (JT1)	±180
	Arm out-in (JT2)	+75 - -60
	Arm up-down (JT3)	+250 - -120
	Wrist swivel (JT4)	±360
	Wrist bend (JT5)	±130
	Wrist twist (JT6)	±360
Max. speed (°/s)	Arm rotation (JT1)	100
	Arm out-in (JT2)	85
	Arm up-down (JT3)	85
	Wrist swivel (JT4)	90
	Wrist bend (JT5)	90
	Wrist twist (JT6)	150
Allowable moment (N·m)	Wrist swivel (JT4)	1,715
	Wrist bend (JT5)	1,715
	Wrist twist (JT6)	862
Allowable moment of inertia (kg·m <sup>2</sup> )	Wrist swivel (JT4)	166.6
	Wrist bend (JT5)	166.6
	Wrist twist (JT6)	107.8
Mass (kg)	1,400	
Mounting	Floor	
Installation environment	Ambient temperature (°C)	0 - 45
	Relative humidity (%)	35 - 85 (No dew, nor frost allowed)
Controller/Power requirements	E02/7.5kVA	

\*1: Conforms to ISO9283



# F02

## Features

- Dimensions and weight have been reduced from its previous E-controller.
- This universal controller has common specifications that can be used globally. (An optional transformer unit is necessary in the region where the power supply and safety standard differ.)

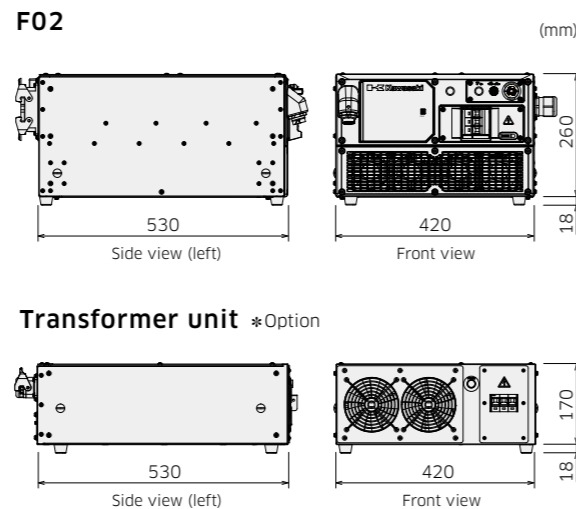


## Standard Specifications

Dimensions (mm)	W420×D530×H278	
Type	Enclosed type, indirect cooling system (IP54 or equivalent)	
Controlled (axes)	7	
Memory capacity (MB)	16	
I/O signals	External operation	Motor power off, Hold
	Input (Channels)	32
	Output (Channels)	32
Cable length	Teach pendant (m)	5
	Robot-controller (m)	5
Mass (kg)	25	
Power requirements	AC200V - AC220V ±10%, 50/60Hz, 3Φ AC200V - AC230V ±10%, 50/60Hz, 1Φ*1 Max. 7.5kVA	
Installation environment	Ambient temperature (°C)	0 - 45
	Relative humidity (%)	35 - 85 (No dew, nor frost allowed)
Teach pendant	Color LCD display with touch-panel, E-Stop switch, Teach lock switch, Enable switch	
Operation panel	E-stop switch, teach/repeat switch	

\*1: 200V single phase is available for some robot models only.

## External view and dimensions



# E02

## Features

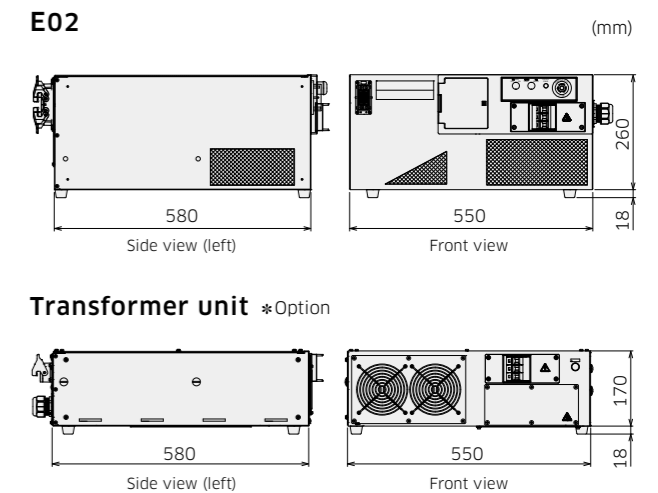
- Universal controller with common specifications to be used worldwide.
- Higher performance in a smaller cabinet compared to the previous controller



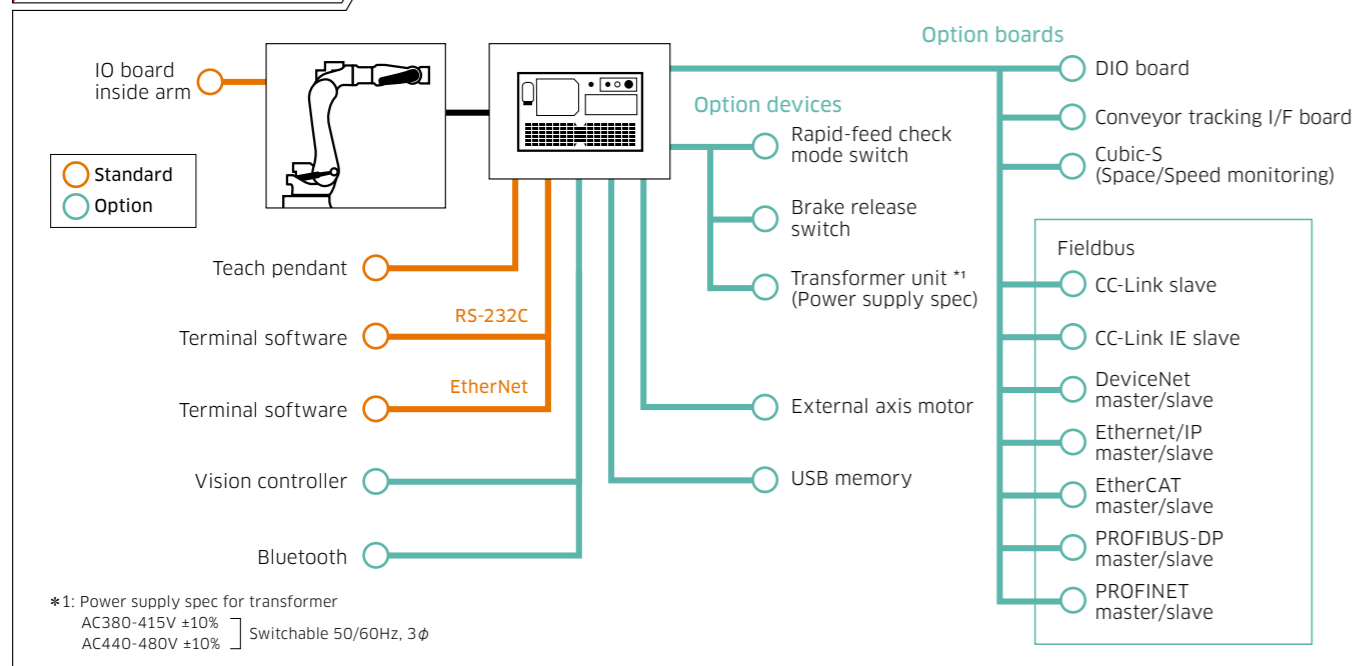
## Standard Specifications

Dimensions (mm)	W550×D580×H278	
Type	Enclosed type direct cooling system	
Controlled (axes)	7	
Memory capacity (MB)	8	
I/O signals	External operation	Motor power off, Hold
	Input (Channels)	32
	Output (Channels)	32
Cable length	Teach pendant (m)	5
	Robot-controller (m)	5
Mass (kg)	40	
Power requirements	AC200 - AC220V ±10%, 50/60Hz, 3Φ Max. 7.5kVA	
Installation environment	Ambient temperature (°C)	0 - 45
	Relative humidity (%)	35 - 85 (No dew, nor frost allowed)
Teach pendant	Color LCD display with touch-panel, E-Stop switch, teach lock switch, Enable switch	
Operation panel	E-stop switch, teach/repeat switch, control power lamp	

## External view and dimensions

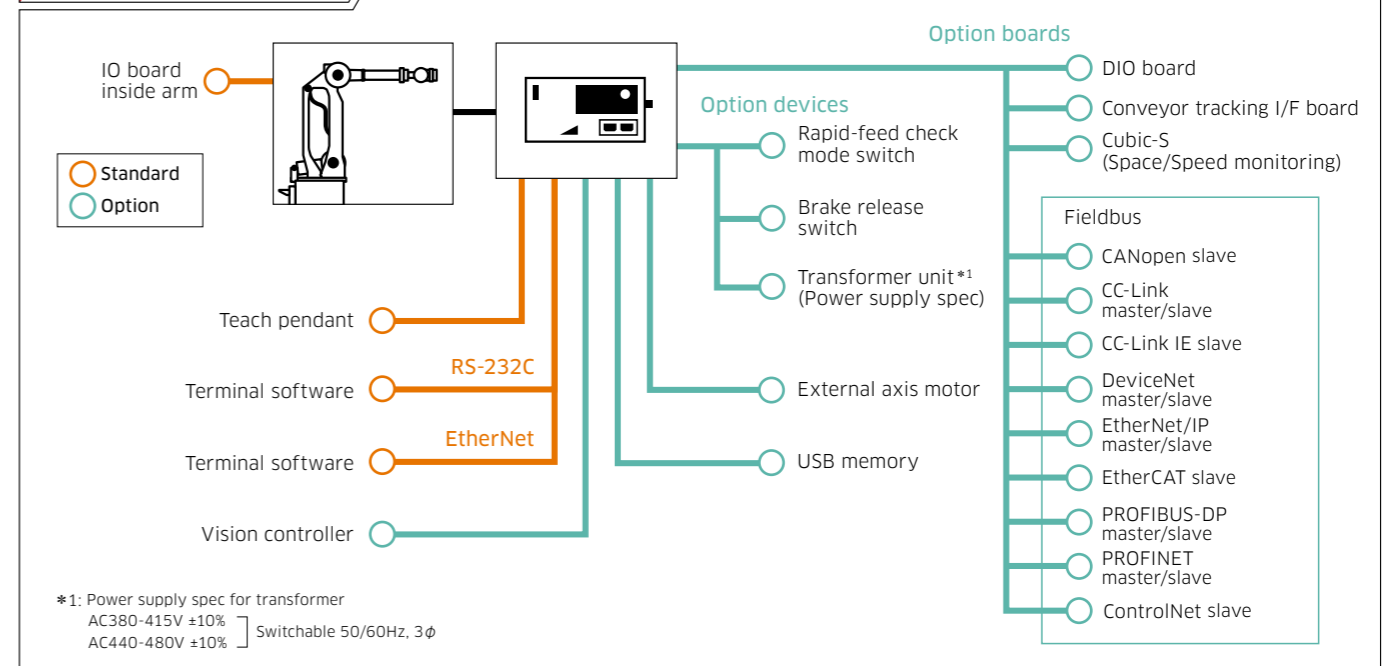


## System configuration



\*1: Power supply spec for transformer  
AC380-415V ±10% } Switchable 50/60Hz, 3Φ  
AC440-480V ±10%

## System configuration



\*1: Power supply spec for transformer  
AC380-415V ±10% } Switchable 50/60Hz, 3Φ  
AC440-480V ±10%