



Standard Specifications

CP180L-A

1st ed. 22-Oct-20

2nd ed. 17-Jan-24

Kawasaki Heavy Industries, Ltd.
Robot Business Division

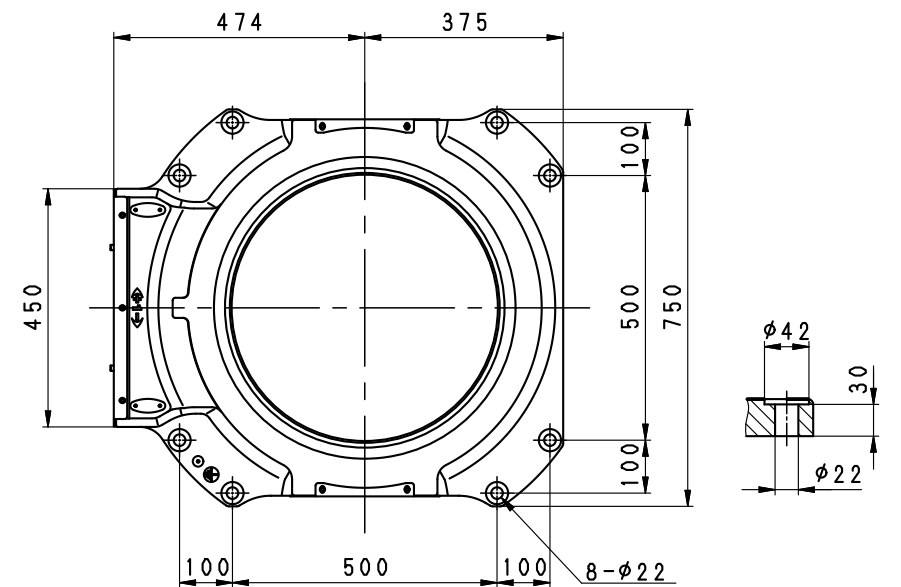
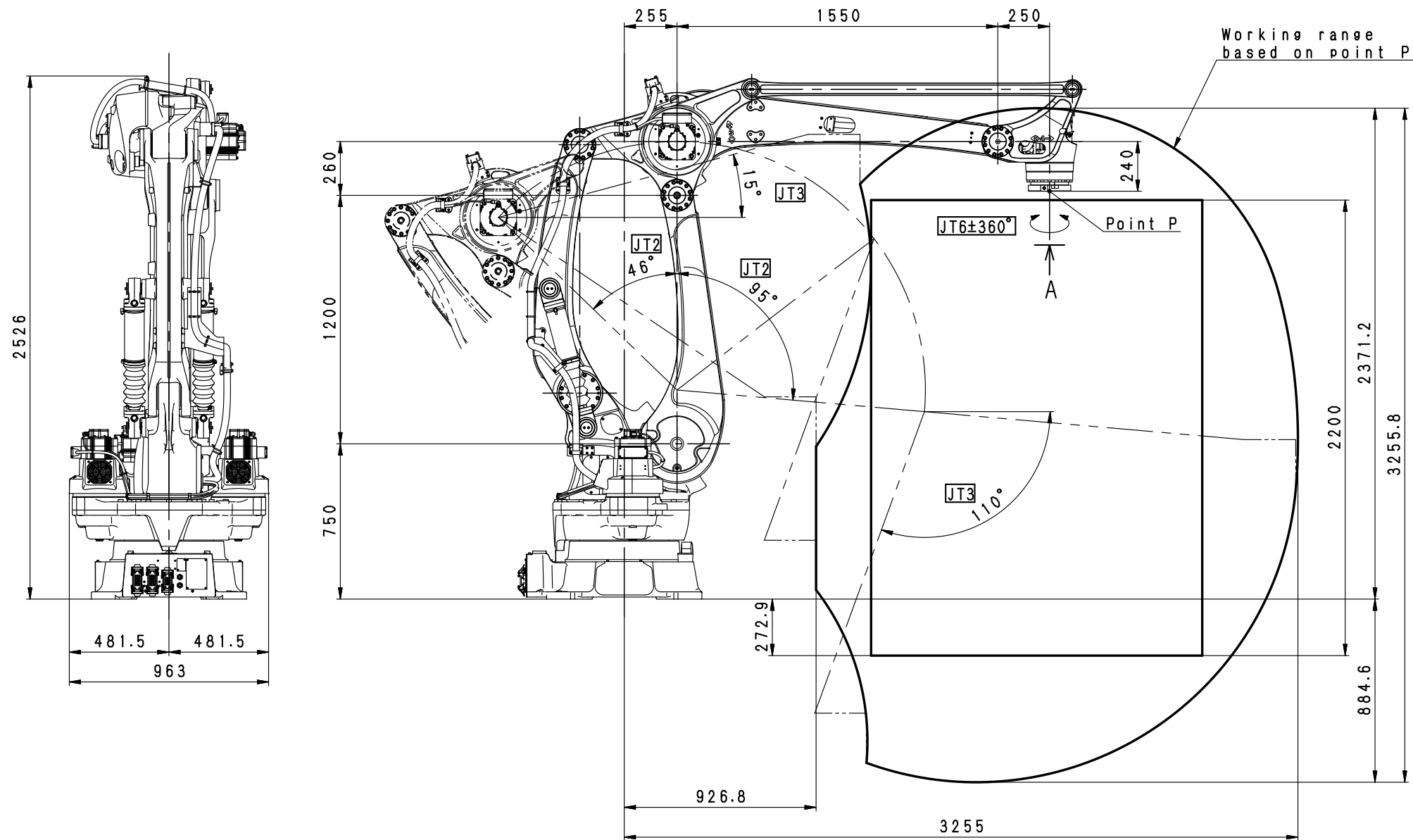
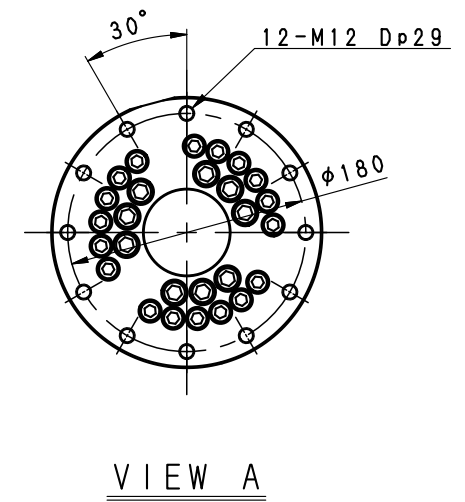
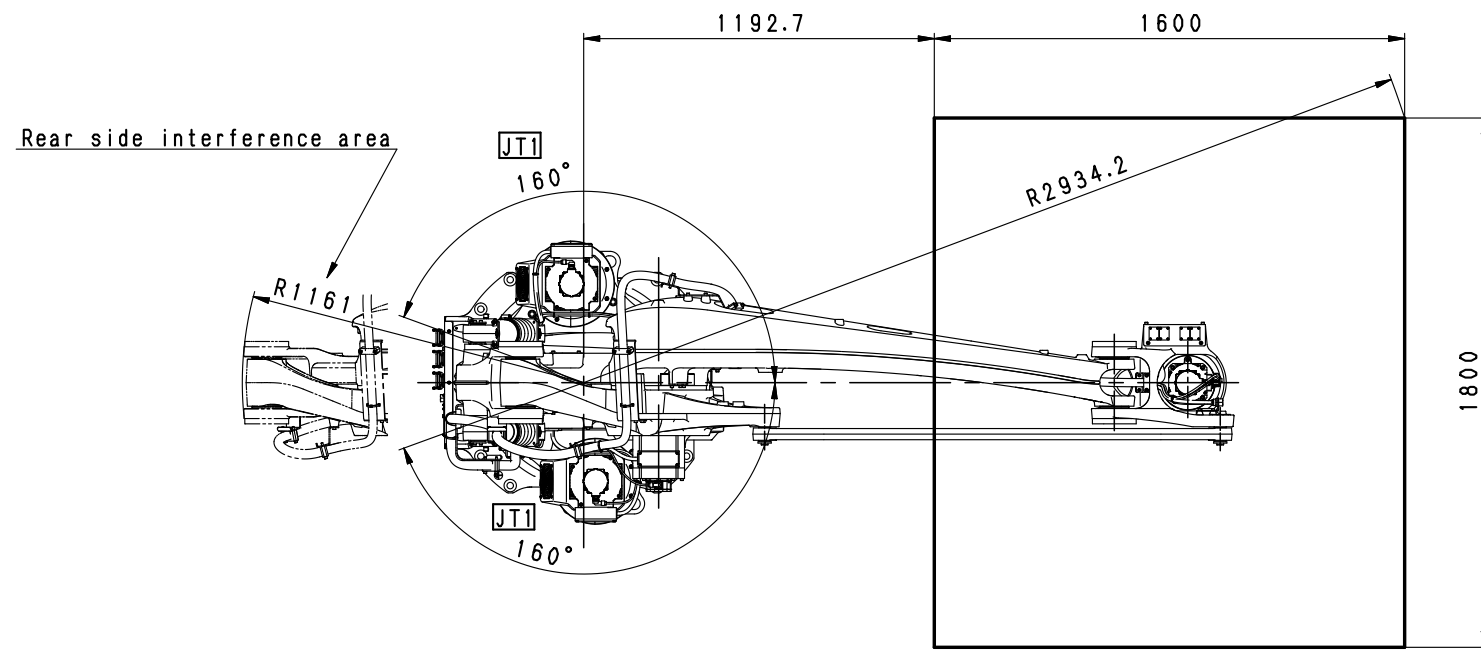
Specification number : 90151-0329DEB

Materials and specifications are subject to change without notice.

Robot specifications

1. Model	CP180L-A	
2. Type	Articulated robot	
3. Degree of freedom	4 axes	
4. Max. payload	130 kg	180 kg
5. Max. reach	3,255 mm	
6. Palletizing Capacity	Approx. 2,050 cycles/h	Approx. 1,800 cycles/h
Condition	up-down 400 mm, right-left 2,000 mm	
7. Position repeatability	±0.5 mm (wrist flange surface) conforms to ISO 9283	
8. Axis specification		
Max. speed ^{*1}		
Arm rotation (JT1)	140° /s	130° /s
Arm out-in (JT2)	125° /s	120° /s
Arm up-down (JT3)	130° /s	125° /s
Wrist twist (JT4)	400° /s	330° /s
	Note*1: The max speed changes by weight setting between 130kg to 180kg.	
Motion range		
Arm rotation (JT1)	±160°	
Arm out-in (JT2)	+ 95° - - 46°	
Arm up-down (JT3)	+ 15° - - 110°	
Wrist twist (JT4)	±360°	
9. Load capacity of wrist		
Max. torque		
Wrist twist (JT4)	-	-
Moment of inertia ^{*2}		
Wrist twist (JT4)	50 kg·m ²	85 kg·m ²
	Note*2 Value in this table shows allowable moment of inertia of JT4 when max. allowed torque is applied to the axis. If more detailed data is required for your application, please contact Kawasaki.	
10. Mass	1,600 kg (without options)	
11. Mounting	Floor mounting	
12. Installation Environment	Ambient Temperature: 0 - 45 °C	
	Relative Humidity: 35 - 85 % (with no dew condensation)	
13. Color	Munsell 10GY9/1 equivalent	
14. Built-in utilities	Air tube to operate the hand (φ12 × 2 line)	
15. Options	Mechanical Stopper	Adjustable stopper JT1
	Valve harness	8 point
	Sensor harness	12 point
	Fork Pocket	
	Cooling fan unit	for JT2
	Air cleaning equipment	

Consult Kawasaki about maintenance parts and spare parts.



CP180L/300L-A
WORKING RANGE