



Standard Specifications

RS013N-A

1st ed.	26-Jul-19
2nd ed.	24-Sep-19
3rd ed.	03-Dec-19
4th ed.	13-Oct-20
5th ed.	30-Mar-21
6th ed.	22-Sep-23
7th ed.	13-Nov-23

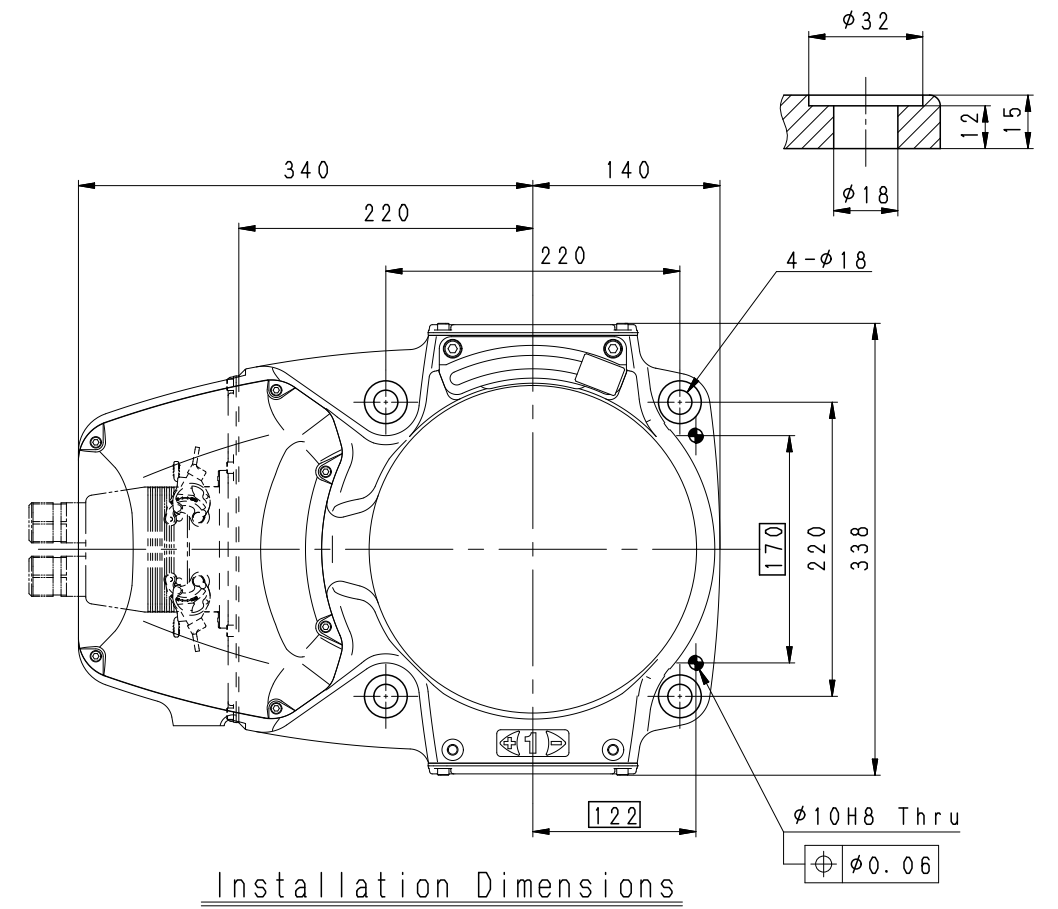
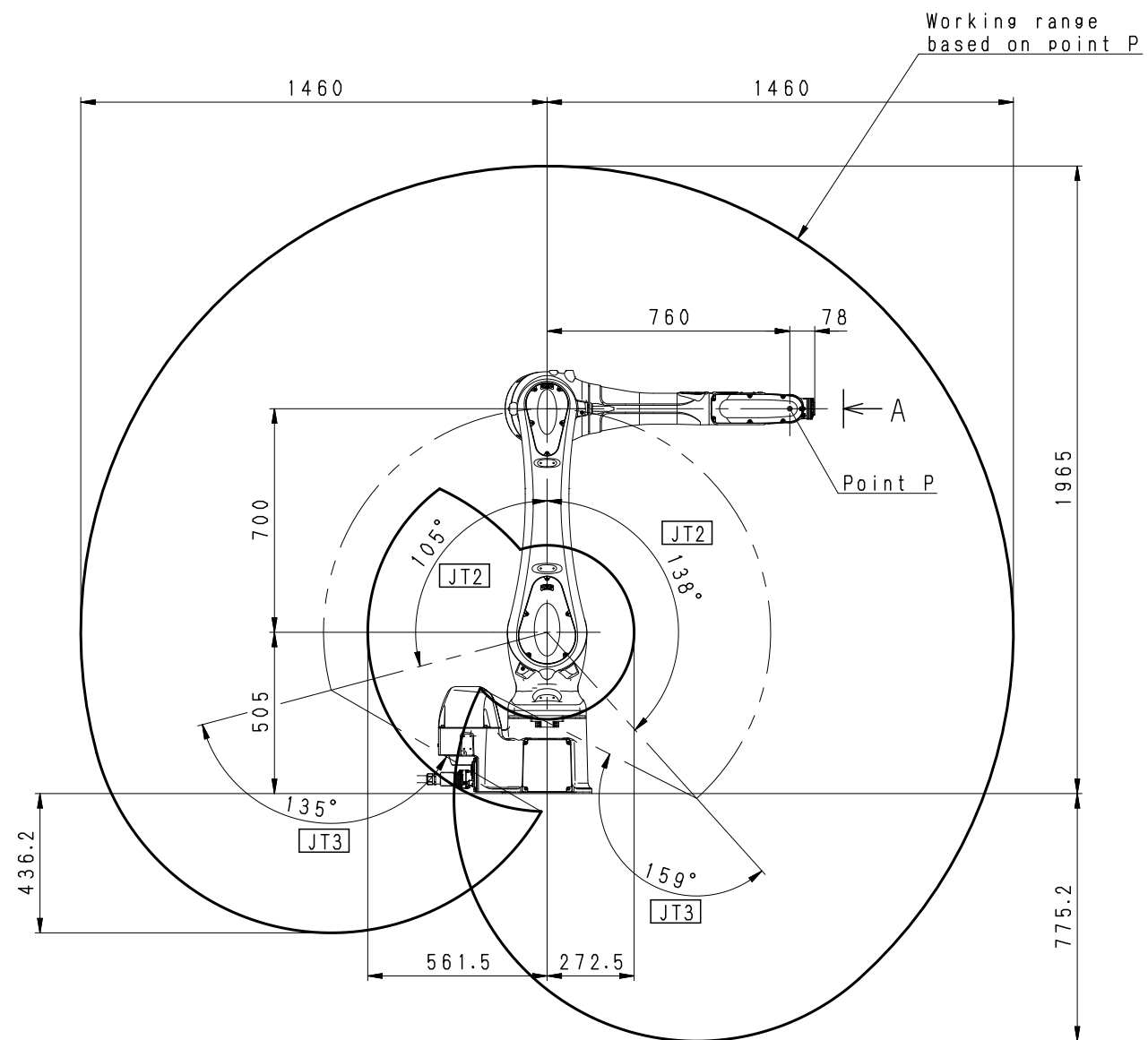
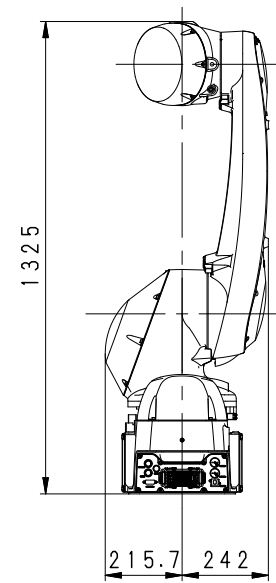
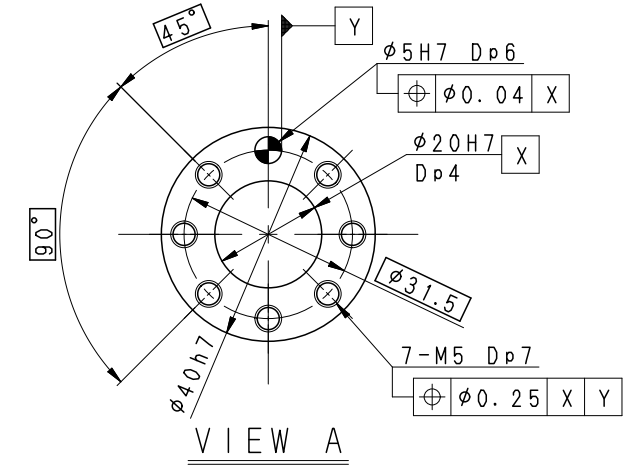
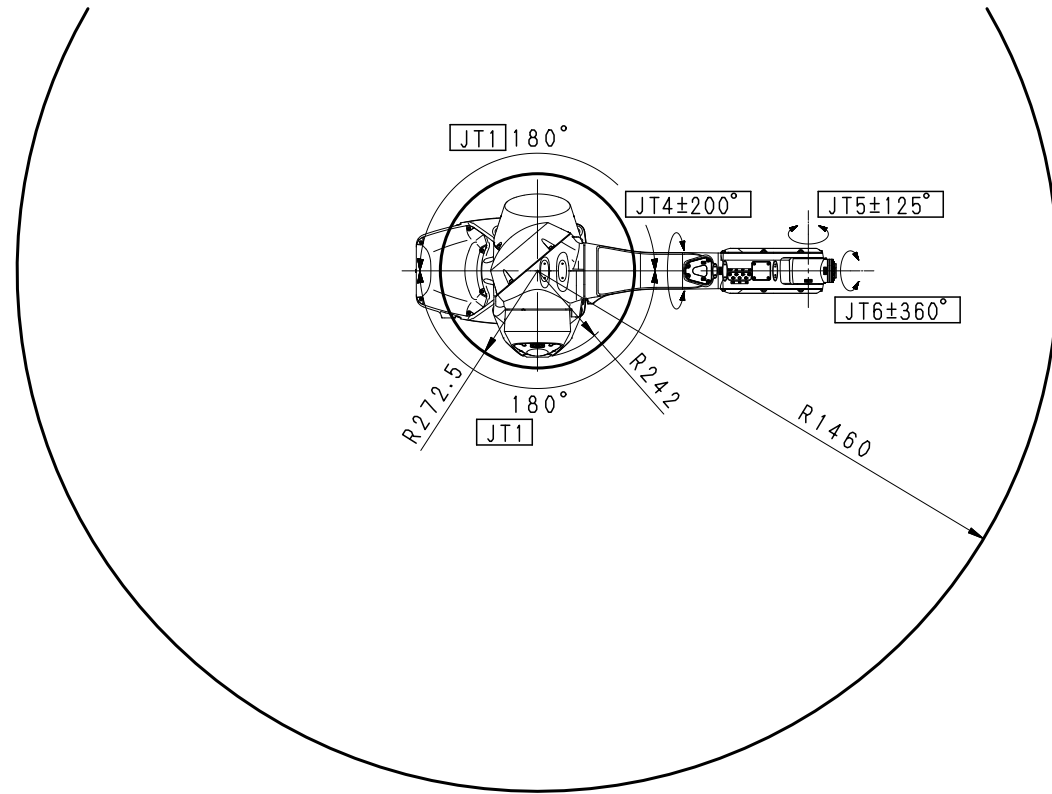
Kawasaki Heavy Industries, Ltd.
Robot Business Division

Specification number : 90151-0316DEG

Robot specifications

1. Model	RS013N-A																						
2. Type	Articulated robot																						
3. Degree of freedom	6 axes																						
4. Max. payload	13 kg																						
5. Max. reach	1,460 mm																						
6. Position repeatability	±0.03 mm (wrist flange surface) conforms to ISO 9283																						
7. Axis specification	<table border="1"> <thead> <tr> <th>Operating axis</th> <th>Motion range</th> <th>Max. speed</th> </tr> </thead> <tbody> <tr> <td>Arm rotation (JT1)</td> <td>±180°</td> <td>265°/s</td> </tr> <tr> <td>Arm out-in (JT2)</td> <td>+138° - -105°</td> <td>250°/s</td> </tr> <tr> <td>Arm up-down (JT3)</td> <td>+135° - -159°</td> <td>265°/s</td> </tr> <tr> <td>Wrist swivel (JT4)</td> <td>±200°</td> <td>475°/s</td> </tr> <tr> <td>Wrist bend (JT5)</td> <td>±125°</td> <td>475°/s</td> </tr> <tr> <td>Wrist twist (JT6)</td> <td>±360°</td> <td>730°/s</td> </tr> </tbody> </table>		Operating axis	Motion range	Max. speed	Arm rotation (JT1)	±180°	265°/s	Arm out-in (JT2)	+138° - -105°	250°/s	Arm up-down (JT3)	+135° - -159°	265°/s	Wrist swivel (JT4)	±200°	475°/s	Wrist bend (JT5)	±125°	475°/s	Wrist twist (JT6)	±360°	730°/s
Operating axis	Motion range	Max. speed																					
Arm rotation (JT1)	±180°	265°/s																					
Arm out-in (JT2)	+138° - -105°	250°/s																					
Arm up-down (JT3)	+135° - -159°	265°/s																					
Wrist swivel (JT4)	±200°	475°/s																					
Wrist bend (JT5)	±125°	475°/s																					
Wrist twist (JT6)	±360°	730°/s																					
8. Load capacity of wrist	<table border="1"> <thead> <tr> <th></th> <th>Max. torque</th> <th>Moment of inertia*</th> </tr> </thead> <tbody> <tr> <td>JT4</td> <td>26 N·m</td> <td>0.9 kg·m²</td> </tr> <tr> <td>JT5</td> <td>26 N·m</td> <td>0.9 kg·m²</td> </tr> <tr> <td>JT6</td> <td>10 N·m</td> <td>0.3 kg·m²</td> </tr> </tbody> </table> <p>Note* Each value in this table shows allowable moment of inertia of JT4/JT5/JT6 when max. allowed torque is applied to each axis. If more detailed data is required for your application, please contact Kawasaki.</p>			Max. torque	Moment of inertia*	JT4	26 N·m	0.9 kg·m ²	JT5	26 N·m	0.9 kg·m ²	JT6	10 N·m	0.3 kg·m ²									
	Max. torque	Moment of inertia*																					
JT4	26 N·m	0.9 kg·m ²																					
JT5	26 N·m	0.9 kg·m ²																					
JT6	10 N·m	0.3 kg·m ²																					
9. Mass	170 kg (without options)																						
10. Mounting	Floor or Ceiling mounting																						
11. Installation Environment	Ambient Temperature: 0 - 45 °C																						
	Relative Humidity: 35 - 85 % (with no dew condensation)																						
12. Color	Munsell 10GY9/1 equivalent																						
13. Degree of protection	Wrist: IP67 equivalent, Arm: IP67 equivalent																						
14. Built-in utilities	Pneumatic piping (φ8 × 1, φ6 × 1 line)																						
15. Options	Mounting	Wall mounting																					
	Sensor harness	12 circuits, wired inside robot arm																					
	Solenoid valve	Double solenoid / Single solenoid valves (4 units max.)																					
	Air cleaning	Filter, Regulator, Mist separator																					
	Mechanical stopper	Adjustable stopper JT1																					
	Color																						
	Installation stand	300 mm, 600 mm height																					
	Base plate	750 mm × 750 mm																					

Consult Kawasaki about maintenance parts and spare parts.



RS013N-A
WORKING RANGE