

## Kawasaki Heavy Industries, Ltd.

### Robot Business Division

#### Tokyo Head Office/Robot Division

1-14-5, Kaigan, Minato-ku, Tokyo 105-8315, Japan  
Phone: +81-3-3435-2501 Fax: +81-3-3437-9880

#### Akashi Works/Robot Division

1-1, Kawasaki-cho, Akashi, Hyogo 673-8666, Japan  
Phone: +81-78-921-2946 Fax: +81-78-923-6548

#### Nishi-Kobe Works/Robot Division

234, Matsumoto, Hasetani-cho, Nishi-ku, Kobe, Hyogo 651-2239, Japan  
Phone: +81-78-915-8136 Fax: +81-78-915-8274

**Kawasaki Robotics website**  
<https://kawasakirobotics.com/>



**Kawasaki Robostage (showroom)**  
<https://kawasakirobotics.com/jp-sp/robostage/en/>



### Global Network

#### Kawasaki Robotics (USA), Inc.

28140 Lakeview Drive, Wixom, MI 48393, U.S.A.  
Phone: +1-248-446-4100 Fax: +1-248-446-4200

#### Kawasaki Robotics (UK) Ltd.

Unit 4 Easter Court, Europa Boulevard, Westbrook  
Warrington Cheshire, WA5 7ZB, United Kingdom  
Phone: +44-1925-71-3000 Fax: +44-1925-71-3001

#### Kawasaki Robotics GmbH

Im Taubental 32, 41468 Neuss, Germany  
Phone: +49-2131-34260 Fax: +49-2131-3426-22

#### Kawasaki Robotics Korea, Ltd.

Room 1408, 135, Gasan digital 2-ro, Geumcheon-gu, Seoul,  
Republic of Korea  
Phone: +82-32-821-6941 Fax: +82-32-821-6947

#### Kawasaki Robotics (Tianjin) Co., Ltd.

1-2/F, Building 6, No.19 Xinhuan Road, TEDA, China  
Phone: +86-22-5983-1888 Fax: +86-22-5983-1889

#### Taiwan Kawasaki Robot Center

3F, No.31, Ln.216, Gongyuan Rd., Hsinchu City  
30069, Taiwan(R.O.C)  
Phone: +886-3-562-0518

#### Kawasaki Robotics (Thailand) Co., Ltd.

(Rayong Robot Center)  
119/10 Moo 4 T.Pluak Daeng, A.Pluak Daeng, Rayong 21140  
Thailand  
Phone: +66-38-955-040-58 Fax: +66-38-955-145

#### Singapore Kawasaki Robot Center

100G Pasir Panjang Road #06-10  
Singapore 118523  
Phone: +65-6513-3145

#### Kawasaki Robotics India Pvt. Ltd.

1/5, Village-Khandsa, Khasra No. 1364,599/2/2/1,  
Hero Honda Chowk,Gurgaon-122001, Haryana  
Phone: +91-124-608-5500

# Kawasaki Robot

## Small-to-Medium Robots

up to 80kg payload

Small-to-medium robots  
up to 80kg payload

Large robots  
up to 300kg payload

Extra large robots  
up to 1,500kg payload

Dual-arm Collaborative robots

Explosion-proof painting robots

Sealing robots

Arc welding robots

Palletizing robots

Medical & pharmaceutical robots

Picking robots

Wafer transfer robots

Self-Propelled Robot



#### CAUTIONS TO BE TAKEN TO ENSURE SAFETY

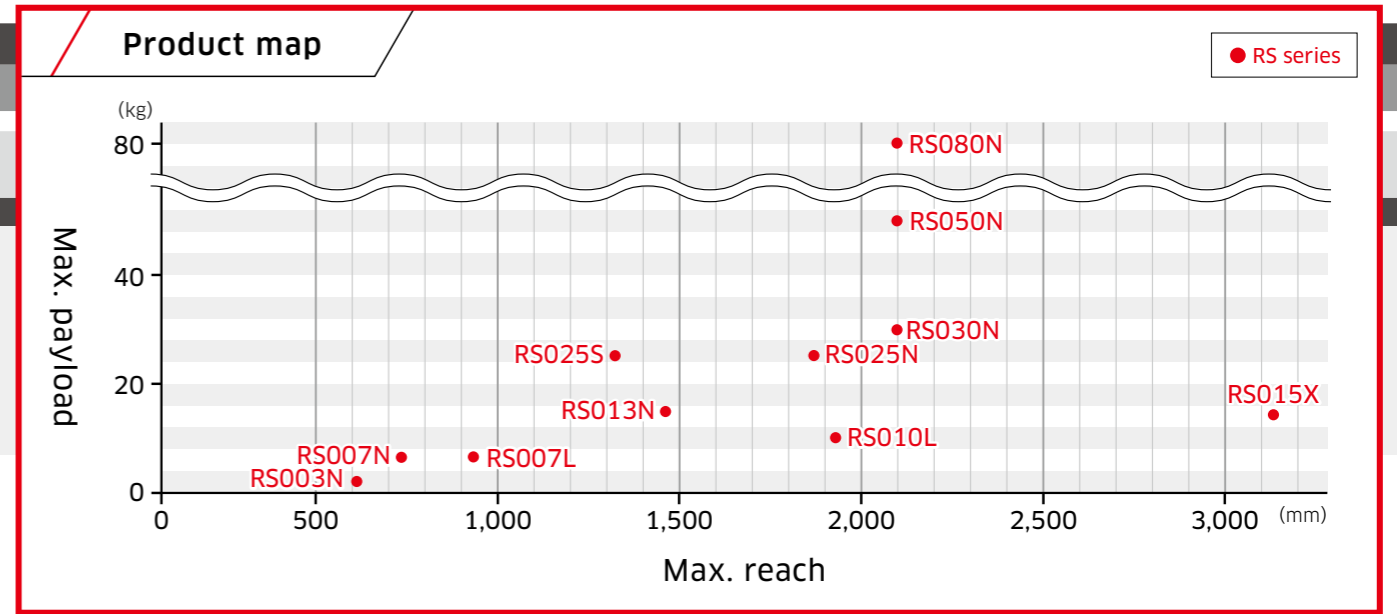
- For any persons involved with the operation / servicing of your system, including Kawasaki Robot, they must strictly observe all safety regulations at all times. Please carefully read the Manuals and other related safety documents.
- Products described in this catalogue are general industrial robots. Therefore, if a customer wishes to use the Robot for special purposes, which might endanger operators, or if the Robot has any problems, please contact us. We will be happy to help you.
- Please be careful as Photographs illustrated in this catalogue are frequently taken after the removal of safety fences and other safety devices stipulated in the safety regulations from the Robot operation system.



# Small-to-medium, general-purpose robots

Kawasaki R series robots are setting the benchmark for all small to medium duty industrial robots. The compact design along with industry leading speed, reach, and work range makes the R series robots ideal for a wide range of applications throughout diverse industries.

## RS series

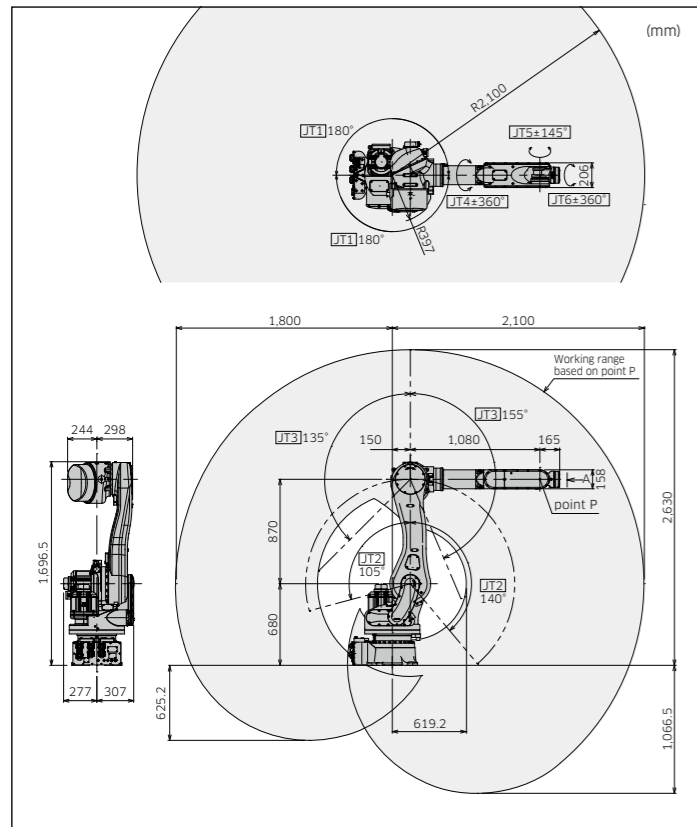


		RS series				RS series				
		RS003N	RS007N	RS007L	RS010L	RS013N	RS015X	RS025S	RS025N	RS030N / RS050N / RS080N
Type		Articulated robot				Articulated robot				
Degree of freedom (axes)		6				6				
Payload (kg)		3	7		10	13	15	25	25	30/50/80
Max. reach (mm)		620	730	930	1,925	1,460	3,150	1,325	1,885	2,100
Position repeatability*1 (mm)		±0.02	±0.02	±0.03	±0.05	±0.03	±0.06	±0.04	±0.04	±0.06
Motion range (°)	Arm rotation (JT1)	±160	±180				±180			
	Arm out-in (JT2)	+150 - -60	±135		±155 - -105	+138 - -105	+140 - -105	+131 - -100	+131 - -100	+140 - -105
	Arm up-down (JT3)	+120 - -150	±155	±157	+150 - -163	+135 - -159	+135 - -155	+145 - -155	+145 - -161	+135 - -155
	Wrist swivel (JT4)	±360	±200		±270	±200	±360	±270		±360
	Wrist bend (JT5)	±135	±125		±145	±125	±145			
	Wrist twist (JT6)		±360				±360			
Max. speed (°/s)	Arm rotation (JT1)	360	470	370	190	265	180	215		180
	Arm out-in (JT2)	250	380	310	205	250	180	215		180
	Arm up-down (JT3)	225	520	410	210	265	200	270		185/185/160
	Wrist swivel (JT4)	540	550		400	475	410	290	420	260/260/185
	Wrist bend (JT5)	225	550		360	475	360	410	420	260/260/165
	Wrist twist (JT6)	540	1,000		610	730	610	730	780	360/360/280
Allowable moment (N·m)	Wrist swivel (JT4)	5.8	17	22	26	34	70	60	60	210/210/336
	Wrist bend (JT5)	5.8	17	22	26	34	70	60	60	210/210/336
	Wrist twist (JT6)	2.9	10	10	10	22	42	32	32	130/130/194
Allowable moment of inertia (kg·m²)	Wrist swivel (JT4)	0.12	0.5	0.7	0.9	0.8	2.8	2.6	2.6	16.8/28/34
	Wrist bend (JT5)	0.12	0.5	0.7	0.9	0.8	2.8	2.6	2.6	16.8/28/34
	Wrist twist (JT6)	0.03	0.2	0.2	0.3	0.25	1.4	1.3	1.3	6.6/11/13.7
Mass (kg)		20	35	36	230	170	545	265	270	555
Mounting		Floor, Ceiling				Floor, Ceiling		Floor		Floor, Ceiling
Installation environment	Ambient temperature (°C)	0 - 45				0 - 45		0 - 45		
	Relative humidity (%)	35 - 85 (No dew, nor frost allowed)				35 - 85 (No dew, nor frost allowed)		35 - 85 (No dew, nor frost allowed)		
Degee of protection		IP54 or equivalent	Wrist: IP67 or equivalent Base axes: IP65 or equivalent		IP67 or equivalent	Wrist: IP67 or equivalent Base axes: IP65 or equivalent	IP67 or equivalent		Wrist: IP67 or equivalent Base axes: IP65 or equivalent	
Cleanliness		Class 6 equivalent ※Not a guaranteed value				Class 6 equivalent ※Not a guaranteed value				
Controller/Power requirements		F60/2.0kVA	F60/2.0kVA, F01/5.6kVA		F01/5.6kVA	F60/2.0kVA, F01/5.6kVA		F02/7.5kVA		

\*1: Conforms to ISO9283



RS030N/RS050N/RS080N



Controller



F01/F02

Features

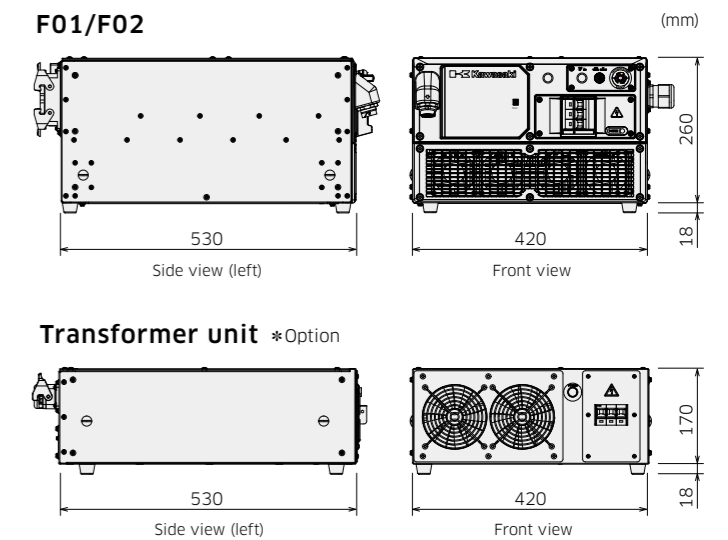
- Dimensions and weight have been reduced from its previous E-controller.
- This universal controller has common specifications that can be used globally. (An optional transformer unit is necessary in the region where the power supply and safety standard differ.)

Standard Specifications

		F01	F02
Dimensions (mm)		W420×D530×H278	
Type		Enclosed type, indirect cooling system (IP54 or equivalent)	
Controlled (axes)		7	
Memory capacity (MB)		16	
I/O signals	External operation	Motor power off, Hold	
	Input (Channels)	32	
	Output (Channels)	32	
Cable length	Teach pendant (m)	5	
	Robot-controller (m)	5	
Mass (kg)		20	25
Power requirements		AC200V - AC220V ±10%, 50/60Hz, 3Φ AC200V - AC230V ±10%, 50/60Hz, 1Φ*1	
Installation environment	Ambient temperature (°C)	0 - 45	
	Relative humidity (%)	35 - 85 (No dew, nor frost allowed)	
Teach pendant		Color LCD display with touch-panel, E-Stop switch, Teach lock switch, Enable switch	
Operation panel		E-stop switch, teach/repeat switch	

\*1: 200V single phase is available for some robot models only.

External view and dimensions

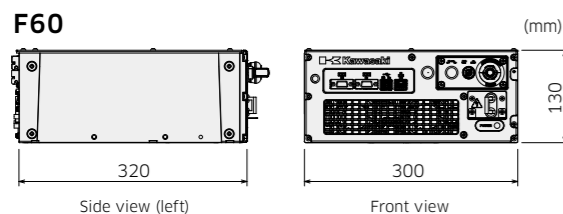


F60

Features

- Universal controller has common specifications to be used worldwide.
- Drastic downsizing has achieved very compact dimensions and light weight (8.3kg). It is easy for a person to carry the controller.

External view and dimensions



Standard Specifications

		W300×D320×H130
Dimensions (mm)		W300×D320×H130
Type		Open type indirect cooling system (IP20 or equivalent)
Controlled (axes)		6
Memory capacity (MB)		16
I/O signals	External operation	Motor power off, Hold
	Input (Channels)	16
	Output (Channels)	16
Cable length	Teach pendant (m)	5
	Robot-controller (m)	5
Mass (kg)		8.3
Power requirements		AC200 - AC230V ±10%, 50/60Hz, 1Φ Max. 2.0kVA
Installation environment	Ambient temperature (°C)	0 - 45
	Relative humidity (%)	35 - 85 (No dew, nor frost allowed)
Teach pendant		TFT color LCD display with touch-panel, E-Stop switch, Teach lock switch, Enable switch
Operation panel		E-stop switch, teach/repeat switch

System configuration

