



Standard Specifications

BX200X-C00x

BX200X-F00x

1st ed. 12-Oct-17
3rd ed. 17-Nov-20

Kawasaki Heavy Industries, Ltd.
Robot Business Division

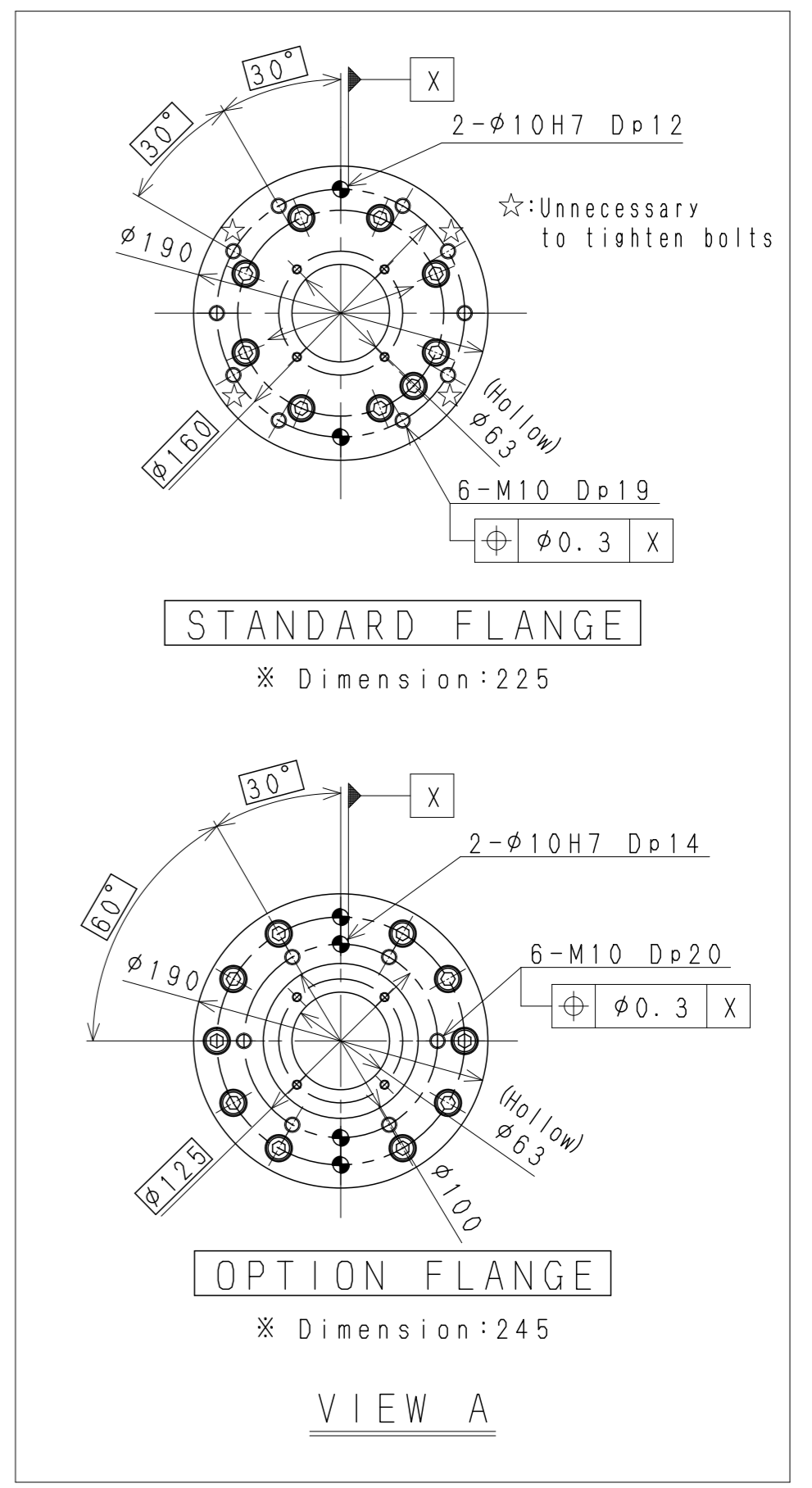
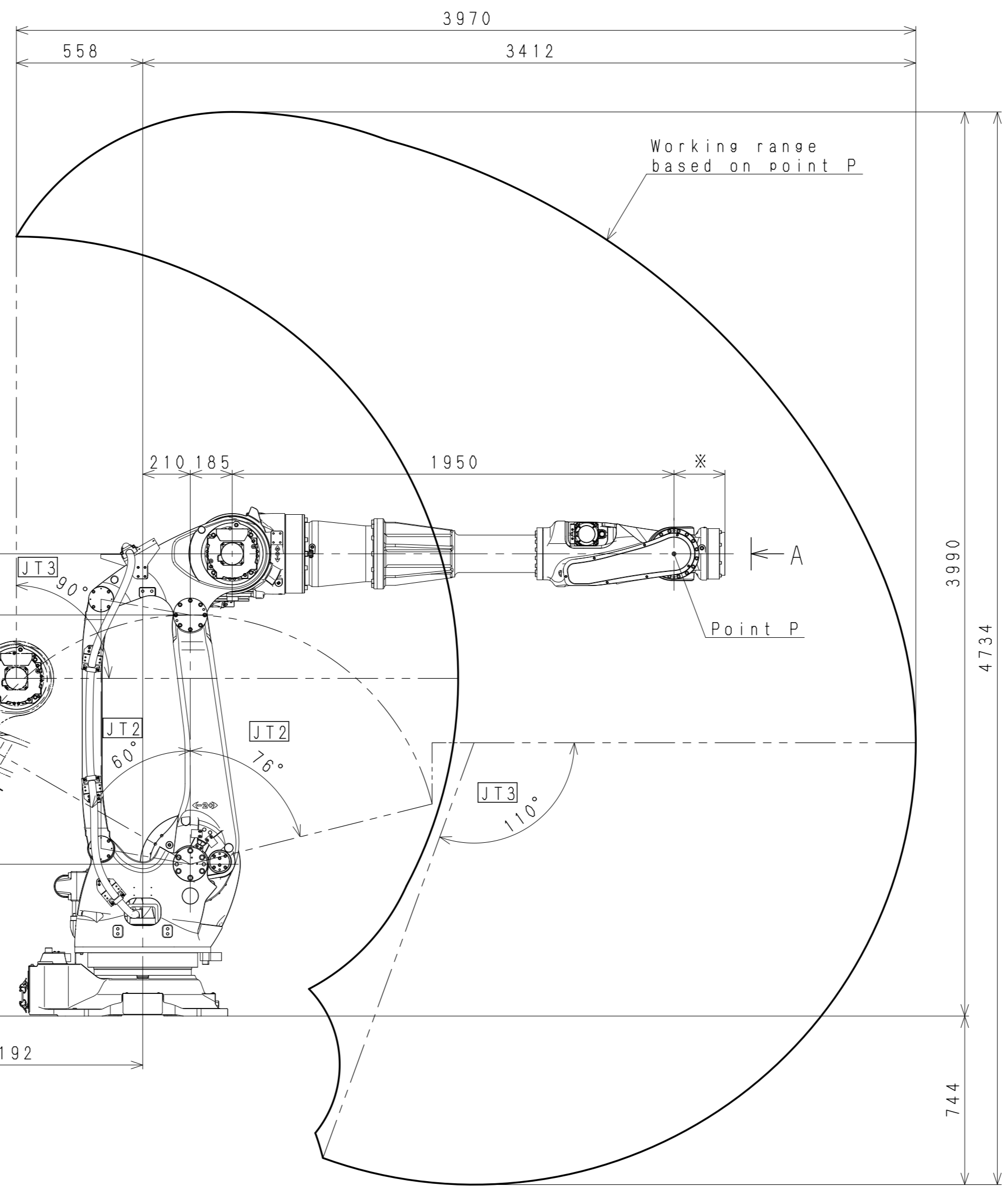
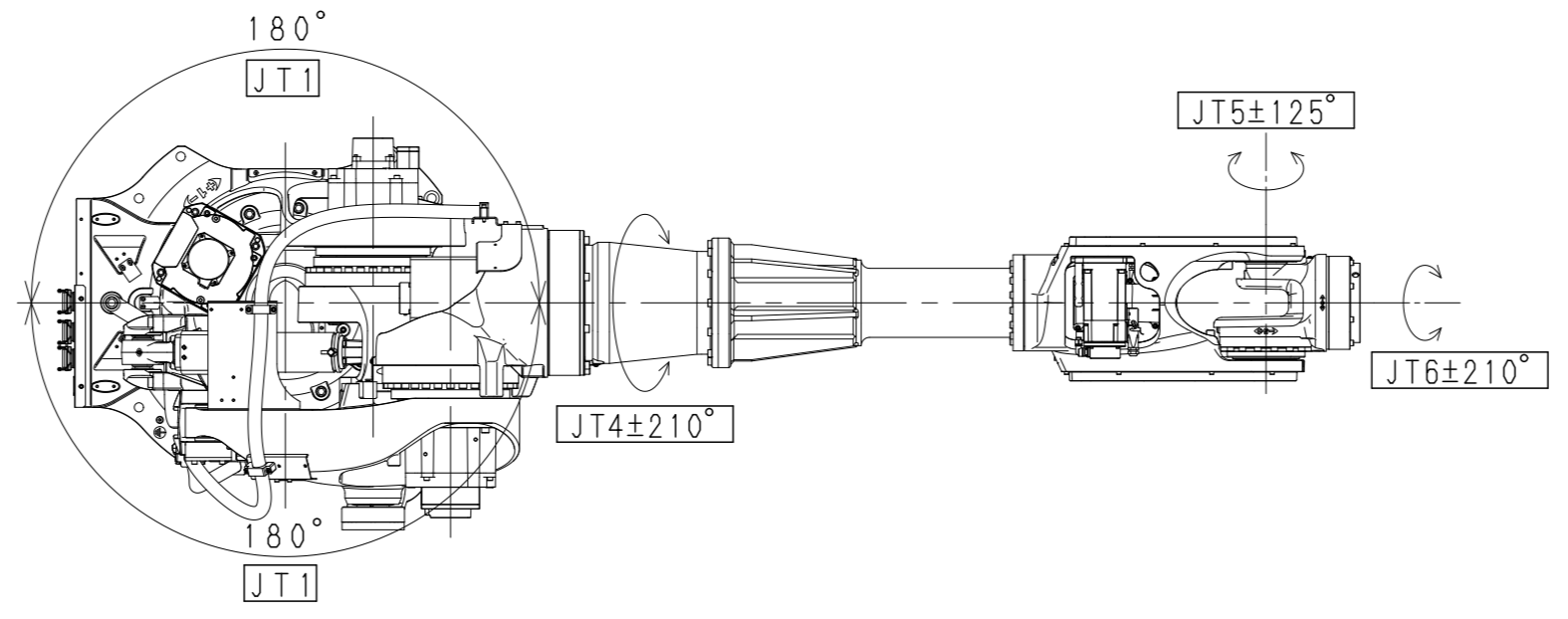
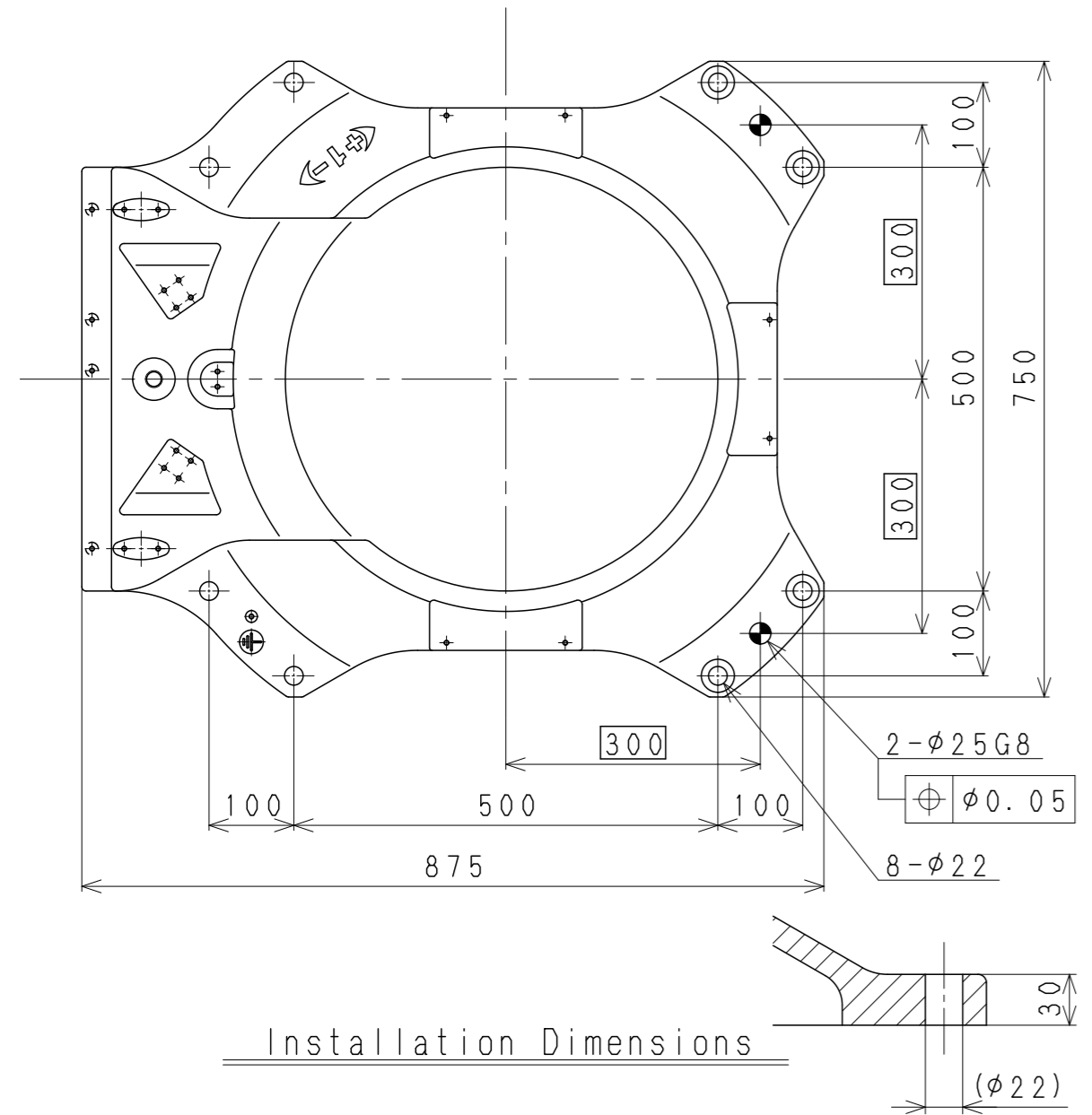
Specification number : 90151-0253DEC

Materials and specifications are subject to change without notice.

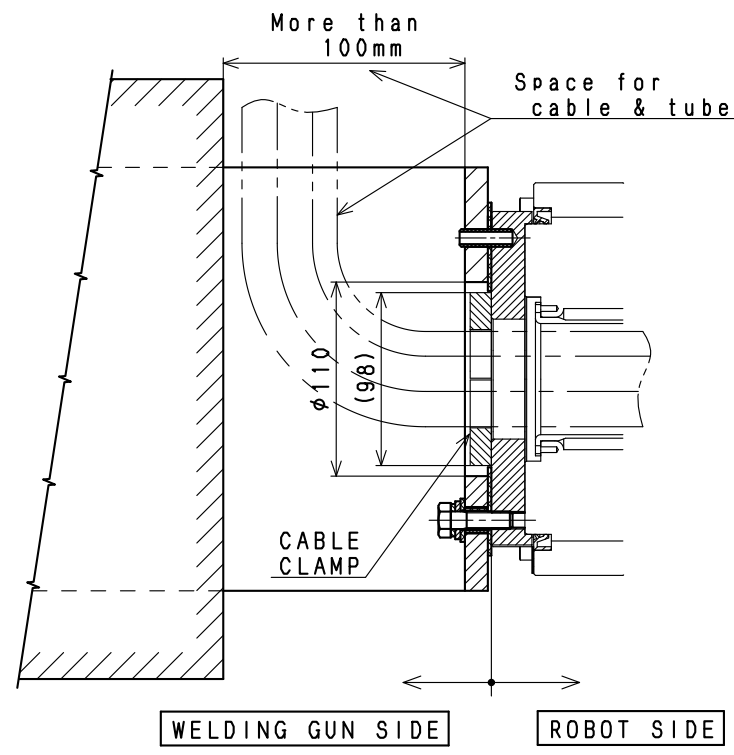
Robot specifications

1. Model	BX200X-C, BX200X-F																						
2. Type	Articulated robot																						
3. Degree of freedom	6 axes (Option 7 axes)																						
4. Max. payload	200 kg																						
5. Max. reach	3,412 mm																						
6. Position repeatability	±0.07 mm (wrist flange surface) conforms to ISO 9283																						
7. Axis specification	<table border="1"> <thead> <tr> <th>Operating axis</th> <th>Motion range</th> <th>Max. speed</th> </tr> </thead> <tbody> <tr> <td>Arm rotation (JT1)</td> <td>±180°</td> <td>125°/s</td> </tr> <tr> <td>Arm out-in (JT2)</td> <td>+ 76° - - 60°</td> <td>102°/s</td> </tr> <tr> <td>Arm up-down (JT3)</td> <td>+ 90° - - 110°</td> <td>85°/s</td> </tr> <tr> <td>Wrist swivel (JT4)</td> <td>±210°</td> <td>105°/s</td> </tr> <tr> <td>Wrist bend (JT5)</td> <td>±125°</td> <td>120°/s</td> </tr> <tr> <td>Wrist twist (JT6)</td> <td>±210°</td> <td>200°/s</td> </tr> </tbody> </table>		Operating axis	Motion range	Max. speed	Arm rotation (JT1)	±180°	125°/s	Arm out-in (JT2)	+ 76° - - 60°	102°/s	Arm up-down (JT3)	+ 90° - - 110°	85°/s	Wrist swivel (JT4)	±210°	105°/s	Wrist bend (JT5)	±125°	120°/s	Wrist twist (JT6)	±210°	200°/s
Operating axis	Motion range	Max. speed																					
Arm rotation (JT1)	±180°	125°/s																					
Arm out-in (JT2)	+ 76° - - 60°	102°/s																					
Arm up-down (JT3)	+ 90° - - 110°	85°/s																					
Wrist swivel (JT4)	±210°	105°/s																					
Wrist bend (JT5)	±125°	120°/s																					
Wrist twist (JT6)	±210°	200°/s																					
8. Load capacity of wrist	<table border="1"> <thead> <tr> <th></th> <th>Max. torque</th> <th>Moment of inertia*</th> </tr> </thead> <tbody> <tr> <td>JT4</td> <td>1,334 N·m</td> <td>199.8 kg·m²</td> </tr> <tr> <td>JT5</td> <td>1,334 N·m</td> <td>199.8 kg·m²</td> </tr> <tr> <td>JT6</td> <td>588 N·m</td> <td>154.9 kg·m²</td> </tr> </tbody> </table> <p>Note* Each value in this table shows allowable moment of inertia of JT4/JT5/JT6 when max. allowed torque is applied to each axis. If more detailed data is required for your application, please contact Kawasaki.</p>			Max. torque	Moment of inertia*	JT4	1,334 N·m	199.8 kg·m ²	JT5	1,334 N·m	199.8 kg·m ²	JT6	588 N·m	154.9 kg·m ²									
	Max. torque	Moment of inertia*																					
JT4	1,334 N·m	199.8 kg·m ²																					
JT5	1,334 N·m	199.8 kg·m ²																					
JT6	588 N·m	154.9 kg·m ²																					
9. Mass	1,450 kg (without options)																						
10. Mounting	Floor mounting																						
11. Installation Environment	Ambient Temperature: 0 - 45 °C																						
	Relative Humidity: 35 - 85 % (with no dew condensation)																						
12. Color	Munsell 10GY9/1 equivalent																						
13. Degree of protection	Wrist: IP67 equivalent, Arm: IP54 equivalent																						
14. Dressing	Cable length between flange and tool is 1.5m. Consult Kawasaki when non-standard dressing will be applied.																						
15. Options	Mechanical stopper	Adjustable stoppers JT1/JT2/JT3																					
	Adapter bracket	between flange and tool																					

Consult Kawasaki about maintenance parts and spare parts.



BX200X
WORKING RANGE



NULL POSITION OF THE ROBOT

ロボット標準姿勢

CABLE & TUBE

SECTION: A-A

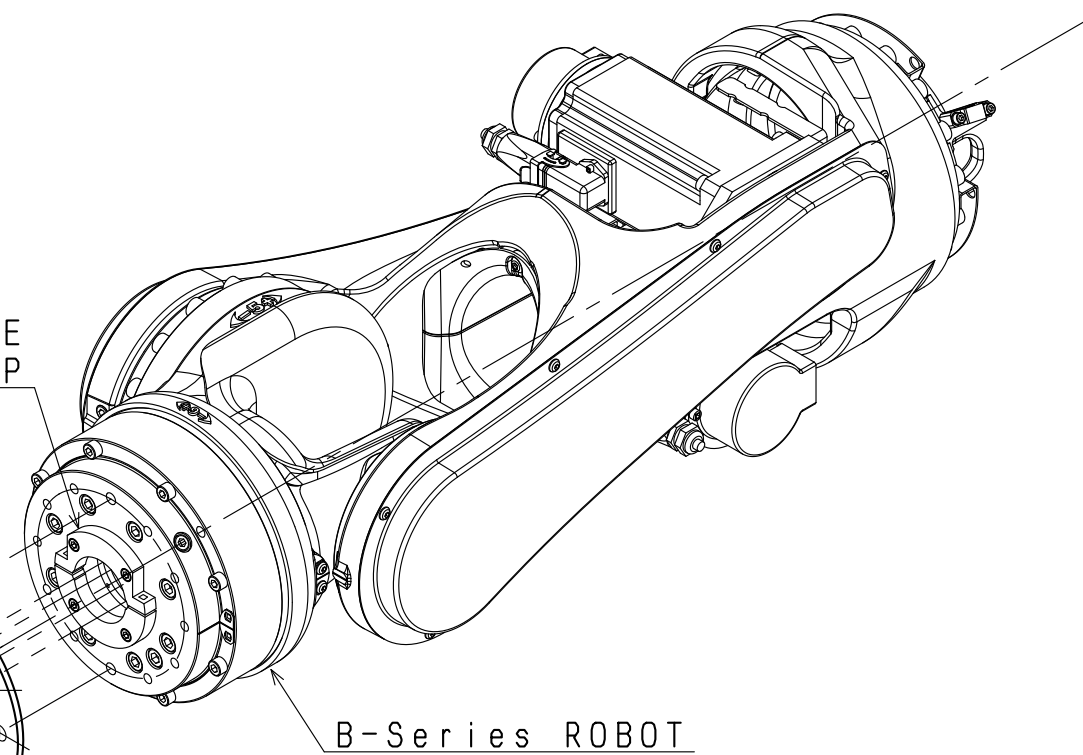
CABLE CLAMP

This diameter is required to pass the cable clamp.
 ロボット側のケーブルクランプ用フランジを着脱する為に必要な寸法です。

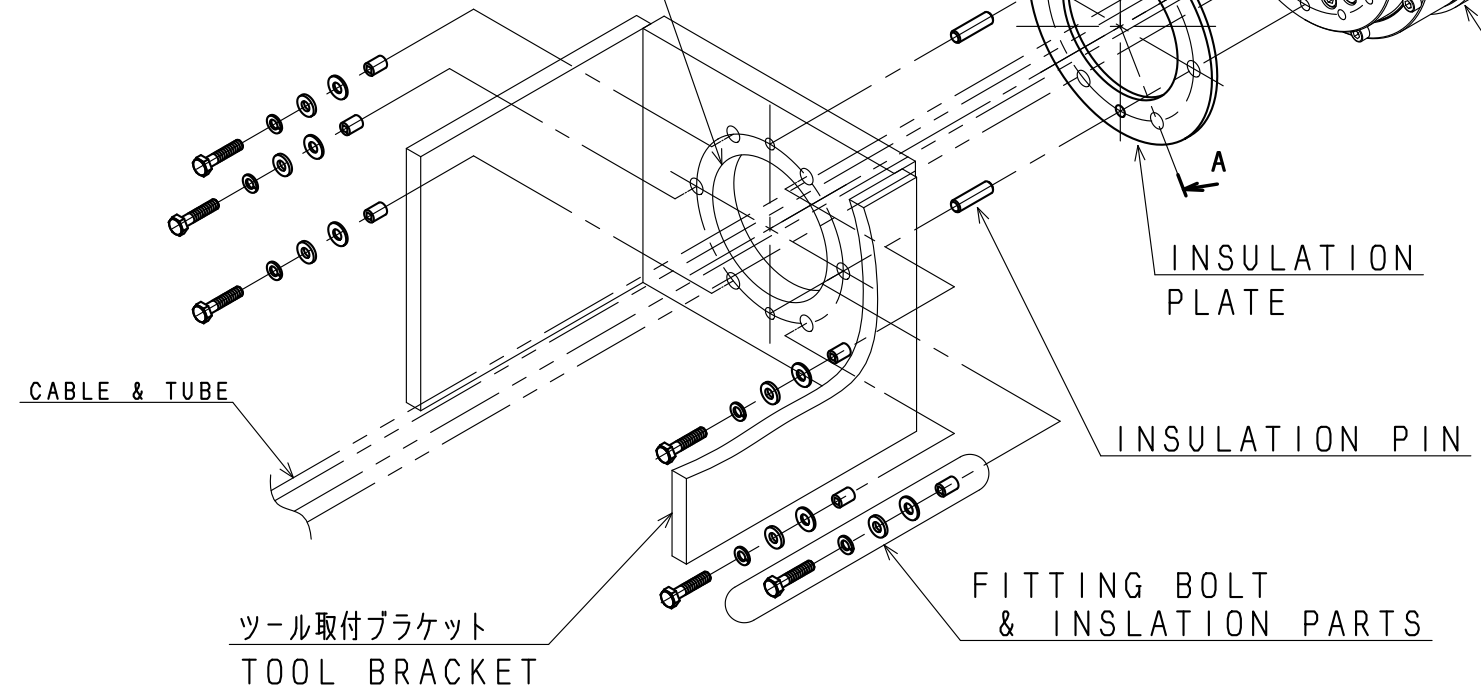
This diameter is required to pass the cable clamp.
 ロボット側のケーブルクランプ用フランジを着脱する為に必要な寸法です。

φ100

φ110



B-Series ROBOT



注記
 1. 本図は、一例としてロボット手首へのツールの取付要領を示します。

NOTES
 1. This figure shows as an example how to install a tool to the robot wrist.

B-Series ROBOT
 TOOL INSTALLATION PROCEDURE
 (ツール取付要領図)