

## Kawasaki Heavy Industries, Ltd

### Robot Business Division

#### Tokyo Head Office/Robot Division

1-14-5, Kaigan, Minato-ku, Tokyo 105-8315, Japan  
Phone: +81-3-3435-2501 Fax: +81-3-3437-9880

#### Akashi Works/Robot Division

1-1, Kawasaki-cho, Akashi, Hyogo 673-8666, Japan  
Phone: +81-78-921-2946 Fax: +81-78-923-6548

#### Nishi-Kobe Works/Robot Division

234, Matsumoto, Hasetani-cho, Nishi-ku, Kobe, Hyogo 651-2239, Japan  
Phone: +81-78-915-8136 Fax: +81-78-915-8274

Kawasaki Robotics website  
<https://kawasakirobotics.com/>



### Global Network

#### Kawasaki Robotics (USA), Inc.

28140 Lakeview Drive, Wixom, MI 48393, U.S.A.  
Phone: +1-248-446-4100 Fax: +1-248-446-4200

#### Kawasaki Robotics (UK) Ltd.

Unit 4 Easter Court, Europa Boulevard, Westbrook  
Warrington Cheshire, WA5 7ZB, United Kingdom  
Phone: +44-1925-71-3000 Fax: +44-1925-71-3001

#### Kawasaki Robotics GmbH

Im Taubental 32, 41468 Neuss, Germany  
Phone: +49-2131-34260 Fax: +49-2131-3426-22

#### Kawasaki Robotics Korea, Ltd.

NO. 6-10, 14th floor, 1dong, 135, Gasan digital 2-ro,  
Geumcheon-gu, Seoul, Republic of Korea  
Phone: +82-32-821-6941 Fax: +82-32-821-6947

#### Kawasaki Robotics (Tianjin) Co., Ltd.

1-2/F, Building 6, No.19 Xinhuan Road, TEDA, China  
Phone: +86-22-5983-1888 Fax: +86-22-5983-1889

#### Taiwan kawasaki Robot Center

3F, No.31, Ln.216, Gongyuan Rd., Hsinchu City  
30069, Taiwan(R.O.C)  
Phone: +886-3-562-0518

#### Kawasaki Motors Enterprise (Thailand) Co., Ltd.

(Rayong Robot Center)  
119/10 Moo 4 T.Pluaek Daeng, A.Pluaek Daeng, Rayong 21140  
Thailand  
Phone: +66-38-955-040-58 Fax: +66-38-955-145

#### Singapore Kawasaki Robot Center

100G Pasir Panjang Road #06-10  
Singapore 118523  
Phone: +65-6513-3145

#### Kawasaki Robotics India Pvt. Ltd.

1/5, Village-Khandsa, Khasra No. 1364,599/2/2/1,  
Hero Honda Chowk,Gurgaon-122001, Haryana  
Phone: +91-124-608-5500

# Kawasaki Robot

## Self-Propelled Robot

Small-to-medium robots  
up to 80kg payload

Large robots  
up to 300kg payload

Extra large robots  
up to 1,500kg payload

Dual-arm Collaborative robots

Explosion-proof painting robots

Sealing robots

Arc welding robots

Palletizing robots

Medical & pharmaceutical robots

Picking robots

Wafer transfer robots

Self-Propelled Robot



#### CAUTIONS TO BE TAKEN TO ENSURE SAFETY

- For those persons involved with the operation / service of your system, including Kawasaki Robot, they must strictly observe all safety regulations at all times. They should carefully read the Manuals and other related safety documents.
- Products described in this catalogue are general industrial robots. Therefore, if a customer wishes to use the Robot for special purposes, which might endanger operators or if the Robot has any problems, please contact us. We will be pleased to help you.
- Be careful as Photographs illustrated in this catalogue are frequently taken after removing safety fences and other safety devices stipulated in the safety regulations from the Robot operation system.



# Self-Propelled Robot

## Tranbo



[Applications]



Machine tending



Handling

### Features

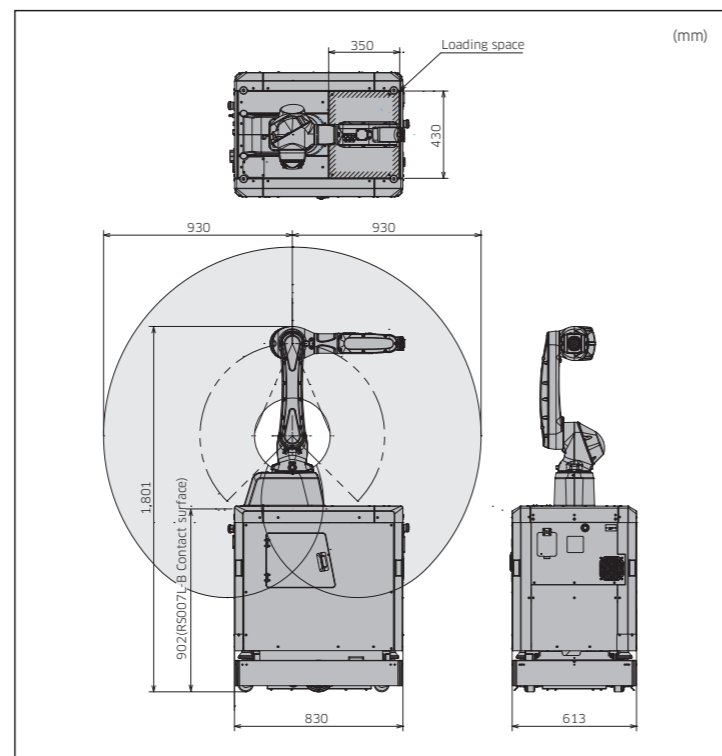
- Self-propelled robot that combines a general-purpose RS007L robot of proven track record and a travelling unit. It can be controlled by a single controller.
- Compact body design enables going through a workshop passage width of 800mm.
- Maximum travelling speed of 1,000mm/sec.
- Equipped with a safety function that monitors workers approach using a laser scanner.

## Tranbo-7

### Standard Specifications

Robot arm	RS007L-B	
Arm payload (kg)	7	
Controller	F60	
Body dimensions (mm)	L830×W613×H902	
Mass (kg)	Approx. 420	
Loading space dimensions (mm)	L350×W430	
Travelling part loading capacity (kg)	20	
Driving method	Two-wheel speed differential method	
Guidance method	Magnetic guidance method	
Max. travelling speed (mm/s)	1000	
Stop precision (mm)*1	±10	
Battery	Lithium-ion battery	
Charging method	Manual connection	
Power capacity	Battery (Primary power)	DC48V 35Ah
	Internal control power	DC24V
Safety device	Laser scanner×2, Emergency stop button×2	
Warning device	Buzzer×1, Indicator lamp×4	
Installation environment	Ambient temperature (°C)	5 - 40
	Relative humidity (%)	35 - 85 (No dew, nor frost allowed)
Travelling floor surface	Smooth concrete floor (No water, oil, foreign matter or magnetic field on the floor)	

\*1: Speed before stopping: 250mm/s or slower



## Controller

# F60

### Features

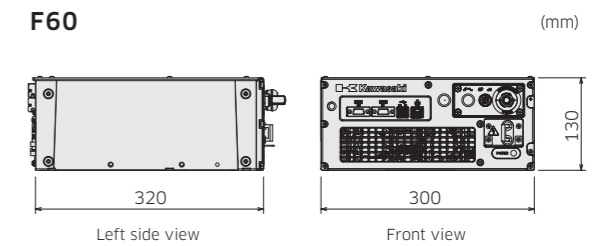
- Universal controller has common specifications to be used worldwide.
- Drastic downsizing has achieved very compact dimensions and light weight (8.3kg). It is easy for a person to carry the controller.



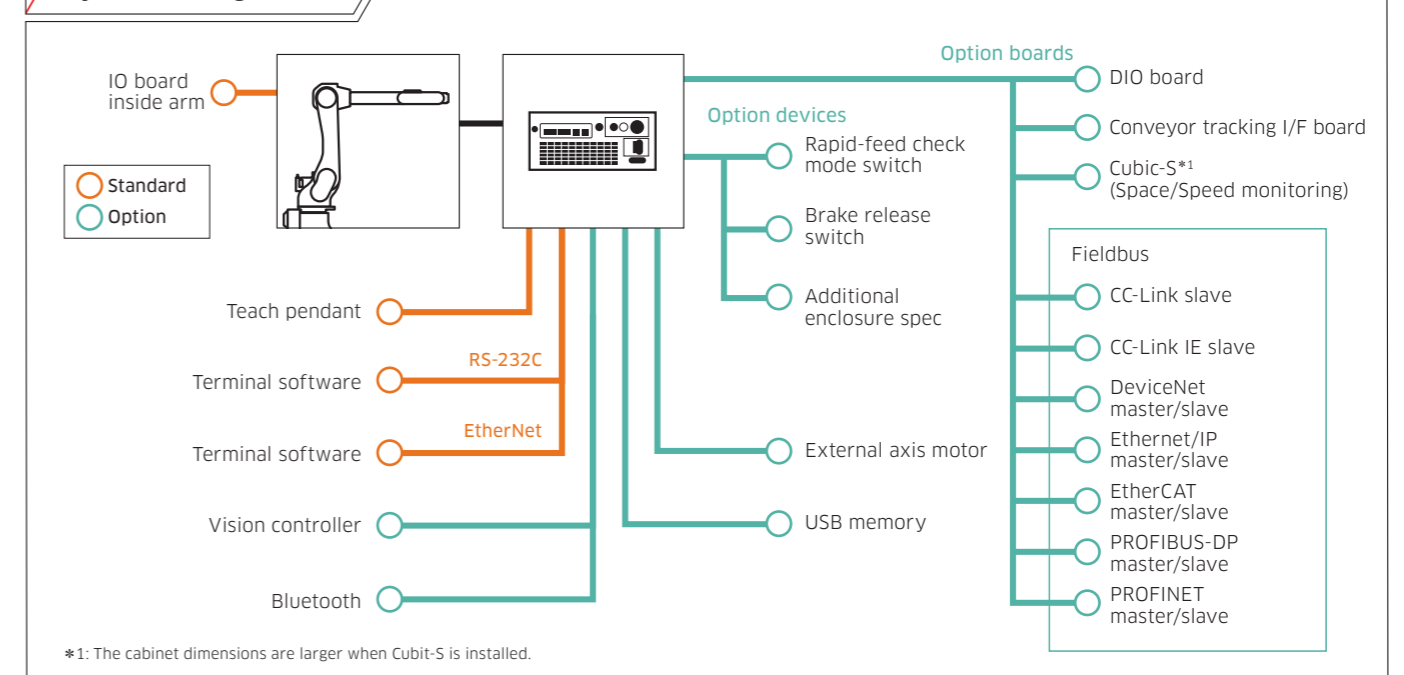
### Standard Specifications

Dimensions (mm)	W300×D320×H130	
Type	Open type indirect cooling system (IP20 or equivalent)	
Controlled (axes)	6	
Memory capacity (MB)	16	
I/O signals	External operation	Motor power off, Hold
	Input (Channels)	16
	Output (Channels)	16
Cable length	Teach pendant (m)	5
	Robot-controller (m)	5
Mass (kg)	8.3	
Power requirements	AC200 - AC230V ±10%, 50/60Hz, 1Φ	
	Max. 2.0kVA	
Installation environment	Ambient temperature (°C)	0 - 45
	Relative humidity (%)	35 - 85 (No dew, nor frost allowed)
Teach pendant	TFT color LCD display with touch-panel, E-Stop switch, Teach lock switch, Enable switch	
Operation panel	E-stop switch, teach/repeat switch	

### External view and dimensions



### System Configuration



\*1: The cabinet dimensions are larger when Cubit-S is installed.